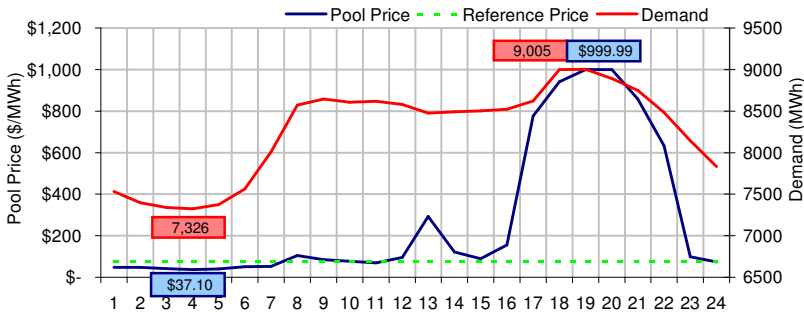
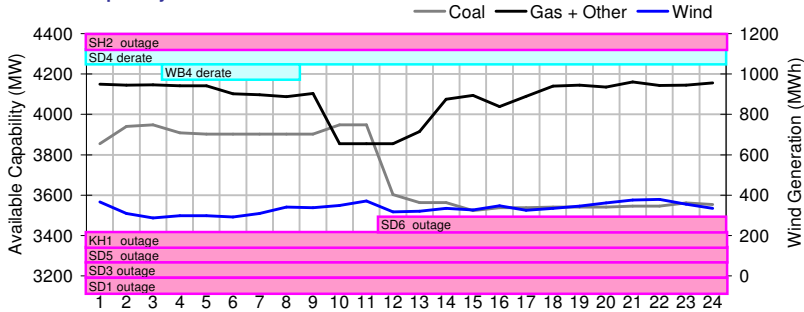


Wednesday, January 21, 2009

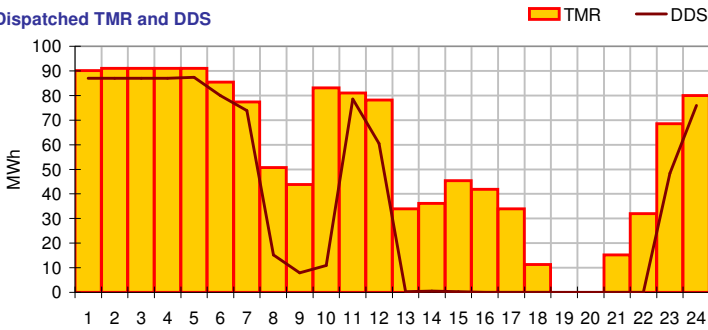
Pool Price and Demand



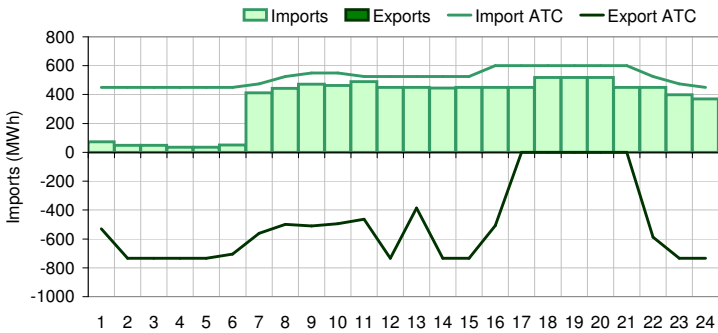
Available Capacity



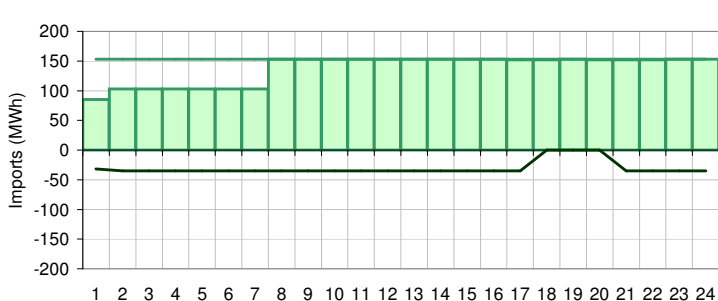
Dispatched TMR and DDS



BC Intertie



SK Intertie



Pool Price (\$/MWh)

	Today	This day last week	30 day rolling average	Year to date
average	\$ 282.87	\$ 139.03	\$ 63.82	\$ 71.00
on peak	\$ 399.88	\$ 189.02	\$ 79.68	\$ 92.06
off peak	\$ 48.86	\$ 39.05	\$ 43.49	\$ 42.80

Gas price

	Today	This day last week	30 day rolling average	Year to date
AECO-C (\$/GJ)	\$ 5.39	\$ 5.52	\$ 5.81	\$ 5.73
Heat rate (GJ/MWh)	52.53	25.19	10.99	12.38

Demand (MWh)

	Today	This day last week	30 day rolling average	Year to date
average	8262	8655	8382	8399
on peak	8620	9047	8740	8782
off peak	7546	7871	7840	7830

Coal

	Today	This day last week	30 day rolling average	Year to date
average AC/MC (%)	61.8%	79.4%	83.4%	82.1%
maximum AC/MC (%)	65.7%	85.5%		
minimum AC/MC (%)	58.6%	73.9%		

Gas + Other

	Today	This day last week	30 day rolling average	Year to date
average AC/MC (%)	78.2%	79.1%	72.3%	72.9%
maximum AC/MC (%)	79.8%	80.7%		
minimum AC/MC (%)	73.9%	73.9%		

Wind Generation (MWh)

	Today	This day last week	30 day rolling average	Year to date
average	334	8		
minimum	287	2		
maximum	378	18		

Transmission Must Run (MWh)

	Today	This day last week	30 day rolling average	Year to date
average	56	97		
minimum	0	80		
maximum	91	128		

Dispatch Down Service (MWh)

	Today	This day last week	30 day rolling average	Year to date
average	37	59		
minimum	0	0		
maximum	87	107		

Intertie

	Today	This day last week	30 day rolling average	Year to date
Mid-C On-Peak	\$ 50.88	\$ 44.06	\$ 46.43	\$ 40.37
Mid-C Off-Peak	\$ 46.32	\$ 39.83	\$ 39.73	\$ 37.01
Minn Hub On-Peak	\$ 59.53	\$ 81.90	\$ 52.17	\$ 53.46
Minn Hub Off-Peak	\$ 39.69	\$ 52.92	\$ 29.33	\$ 31.43
Exchange rate (US:CDN)	1.25993	1.22284		

	Today	This day last week	30 day rolling average	Year to date
BC Import % of ATC	68.1%	66.5%	46.8%	48.2%
SK Import % of ATC	89.8%	51.1%	42.7%	43.1%
BC Export % of ATC	0.0%	0.9%	28.2%	25.5%
SK Export % of ATC	0.0%	0.0%	10.5%	8.6%

Summary of Average Pool Price and Gas price

