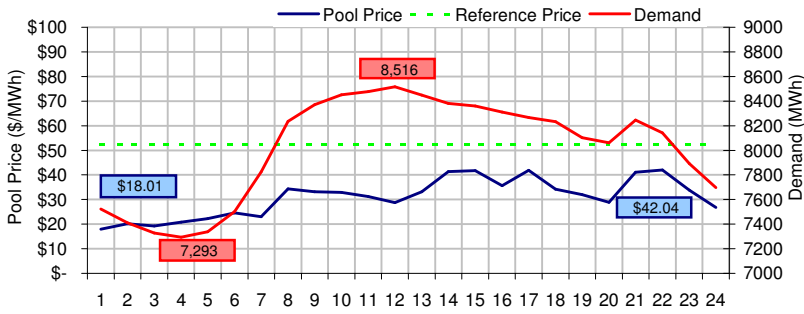
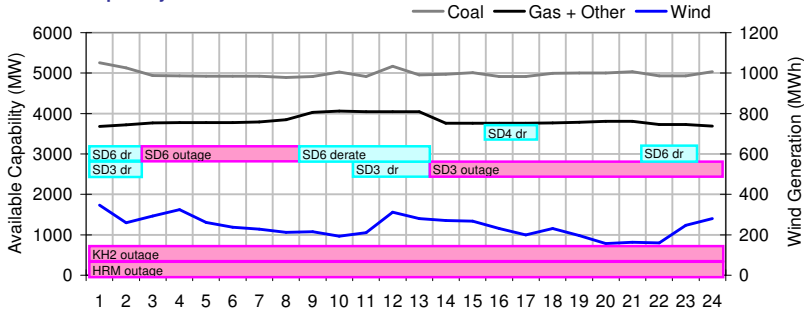


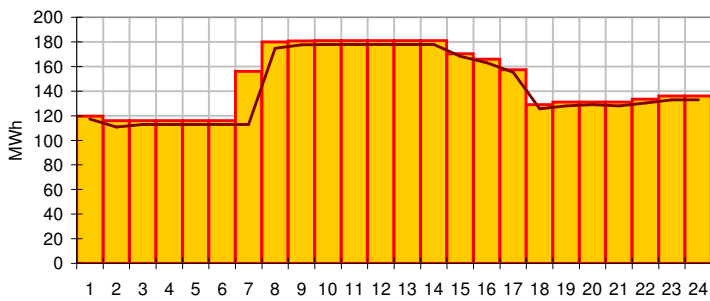
### Pool Price and Demand



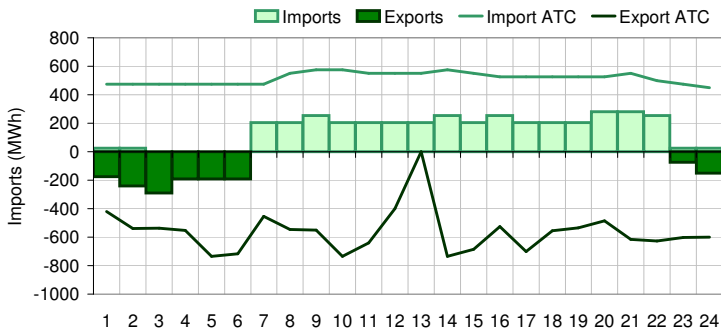
### Available Capability



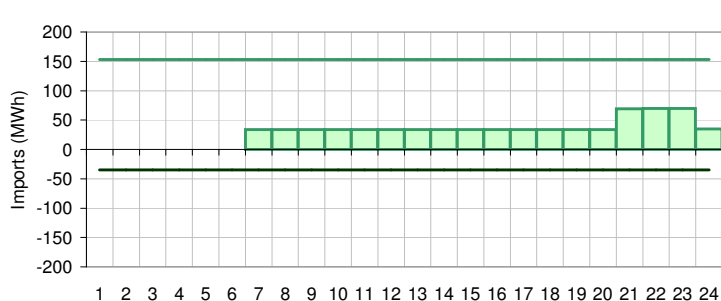
### Dispatched TMR and DDS



### BC Intertie



### SK Intertie



### Pool Price (\$/MWh)

	Today	This day last week	30 day rolling average	Year to date
average	\$ 30.87	\$ 32.94	\$ 43.12	\$ 65.46
on peak	\$ 35.37	\$ 35.98	\$ 51.25	\$ 78.07
off peak	\$ 21.86	\$ 26.86	\$ 36.21	\$ 48.70

### Gas price

	Today	This day last week	30 day rolling average	Year to date
AECO-C (\$/GJ)	\$ 4.01	\$ 3.92	\$ 4.10	\$ 4.78
Heat rate (GJ/MWh)	7.69	8.41	10.51	13.69

### Demand (MWh)

	Today	This day last week	30 day rolling average	Year to date
average	8017	8143	8355	8382
on peak	8281	8405	8678	8729
off peak	7489	7619	7868	7854

### Coal

	Today	This day last week	30 day rolling average	Year to date
average AC/MC (%)	82.9%	86.7%	84.9%	82.7%
maximum AC/MC (%)	87.5%	90.3%		
minimum AC/MC (%)	81.4%	81.1%		

### Gas + Other

	Today	This day last week	30 day rolling average	Year to date
average AC/MC (%)	73.2%	68.5%	73.5%	73.0%
maximum AC/MC (%)	77.8%	71.5%		
minimum AC/MC (%)	70.5%	66.3%		

### Wind Generation (MWh)

	Today	This day last week
average	241	381
minimum	156	278
maximum	346	456

### Transmission Must Run (MWh)

	Today	This day last week
average	148	90
minimum	116	87
maximum	181	97

### Dispatch Down Service (MWh)

	Today	This day last week
average	143	97
minimum	111	74
maximum	178	137

### Intertie

	Today	This day last week	30 day rolling average	Year to date
Mid-C On-Peak	\$ 33.80	\$ 40.32	\$ 33.86	\$ 37.47
Mid-C Off-Peak	\$ 30.61	\$ 37.58	\$ 30.30	\$ 34.06
Minn Hub On-Peak	\$ 35.11	\$ 37.55	\$ 30.19	\$ 39.17
Minn Hub Off-Peak	\$ 21.72	\$ 23.90	\$ 18.18	\$ 22.97
Exchange rate (US:CDN)	1.24134	1.28759		

### BC Import % of ATC

	Today	This day last week	30 day rolling average	Year to date
BC Import % of ATC	30.1%	32.5%	42.1%	46.5%
SK Import % of ATC	19.6%	31.3%	27.1%	45.1%
BC Export % of ATC	11.1%	17.7%	10.1%	20.0%
SK Export % of ATC	0.0%	0.0%	3.5%	5.4%

### Summary of Average Pool Price and Gas price

