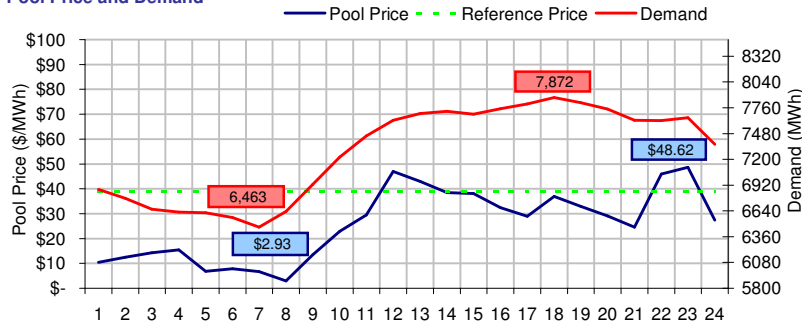
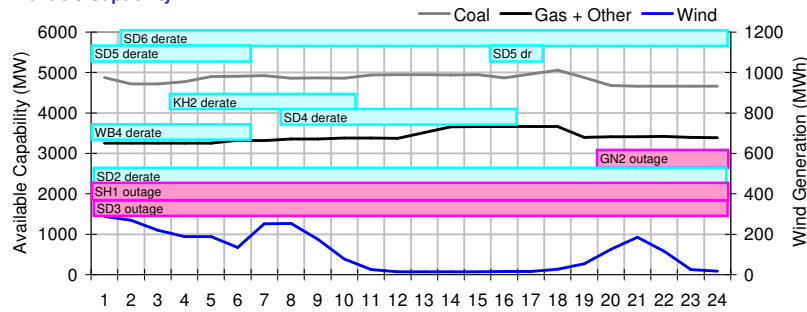


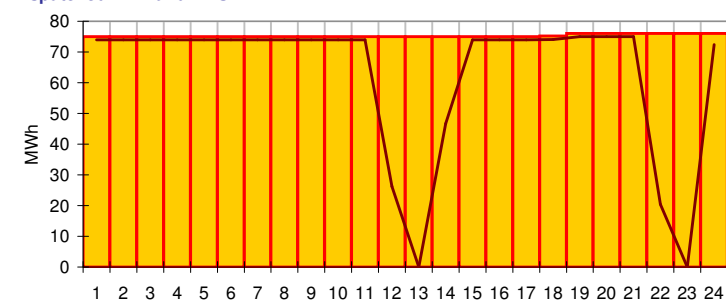
Pool Price and Demand



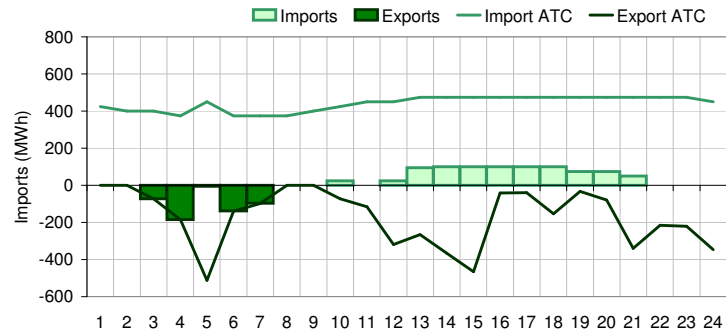
Available Capacity



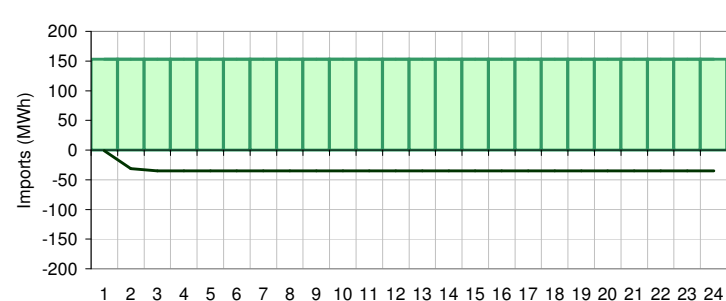
Dispatched TMR and DDS



BC Intertie



SK Intertie



Pool Price (\$/MWh)

| | Today | This day last week | 30 day rolling average | Year to date |
|----------|----------|--------------------|------------------------|--------------|
| average | \$ 25.68 | \$ 40.10 | \$ 34.99 | \$ 47.01 |
| on peak | NA | NA | \$ 45.95 | \$ 57.74 |
| off peak | \$ 25.68 | \$ 40.10 | \$ 19.22 | \$ 32.00 |

Gas price

| | Today | This day last week | 30 day rolling average | Year to date |
|--------------------|---------|--------------------|------------------------|--------------|
| AECO-C (\$/GJ) | \$ 2.95 | \$ 2.64 | \$ 2.94 | \$ 3.86 |
| Heat rate (GJ/MWh) | 8.69 | 15.21 | 11.89 | 12.19 |

Demand (MWh)

| | Today | This day last week | 30 day rolling average | Year to date |
|----------|-------|--------------------|------------------------|--------------|
| average | 7284 | 7425 | 7697 | 7929 |
| on peak | NA | NA | 8103 | 8293 |
| off peak | 7284 | 7425 | 7115 | 7393 |

Coal

| | Today | This day last week | 30 day rolling average | Year to date |
|-------------------|-------|--------------------|------------------------|--------------|
| average AC/MC (%) | 80.6% | 74.0% | 85.1% | 83.5% |
| maximum AC/MC (%) | 84.1% | 78.0% | | |
| minimum AC/MC (%) | 77.6% | 69.5% | | |

Gas + Other

| | Today | This day last week | 30 day rolling average | Year to date |
|-------------------|-------|--------------------|------------------------|--------------|
| average AC/MC (%) | 64.0% | 65.2% | 64.8% | 68.0% |
| maximum AC/MC (%) | 68.7% | 68.3% | | |
| minimum AC/MC (%) | 60.9% | 62.0% | | |

Wind Generation (MWh)

| | Today | This day last week |
|---------|-------|--------------------|
| average | 113 | 49 |
| minimum | 14 | 20 |
| maximum | 288 | 108 |

Transmission Must Run (MWh)

| | Today | This day last week |
|---------|-------|--------------------|
| average | 75 | 75 |
| minimum | 75 | 46 |
| maximum | 76 | 77 |

Dispatch Down Service (MWh)

| | Today | This day last week |
|---------|-------|--------------------|
| average | 63 | 36 |
| minimum | 0 | 0 |
| maximum | 75 | 75 |

Intertie

| | Today | This day last week | 30 day rolling average | Year to date |
|------------------------|----------|--------------------|------------------------|--------------|
| Mid-C On-Peak | NA | NA | \$ 26.54 | \$ 29.69 |
| Mid-C Off-Peak | \$ 32.35 | \$ 24.14 | \$ 19.89 | \$ 24.12 |
| Minn Hub On-Peak | \$ 21.17 | \$ 25.90 | \$ 26.82 | \$ 31.18 |
| Minn Hub Off-Peak | \$ 3.90 | \$ 10.30 | \$ 7.88 | \$ 14.40 |
| Exchange rate (US:CDN) | 1.11397 | 1.16438 | | |

| | Today | This day last week | 30 day rolling average | Year to date |
|--------------------|--------|--------------------|------------------------|--------------|
| BC Import % of ATC | 8.0% | 44.3% | 38.8% | 43.1% |
| SK Import % of ATC | 100.0% | 64.0% | 55.7% | 45.7% |
| BC Export % of ATC | 12.2% | 0.0% | 10.5% | 12.4% |
| SK Export % of ATC | 0.0% | 46.5% | 11.7% | 19.7% |

Summary of Average Pool Price and Gas price

