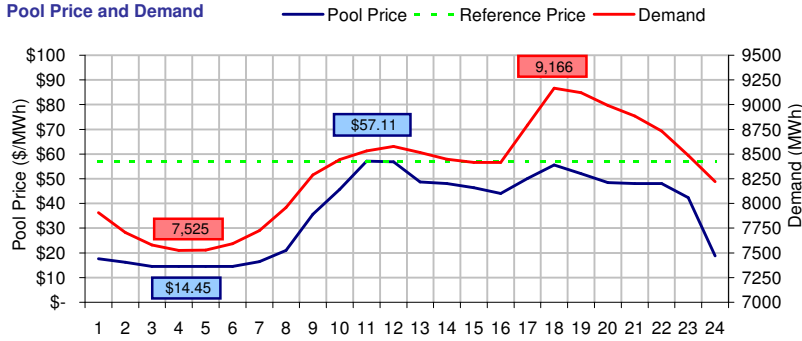
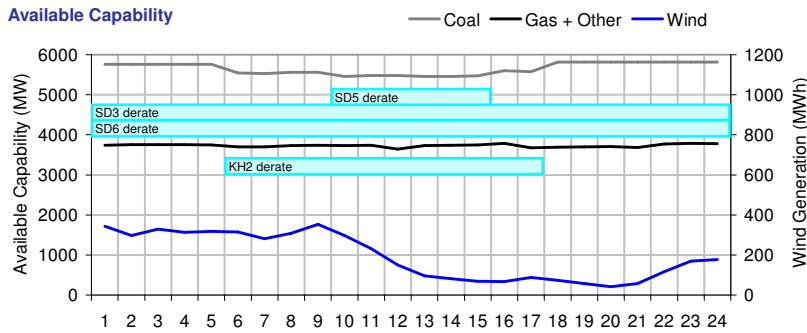


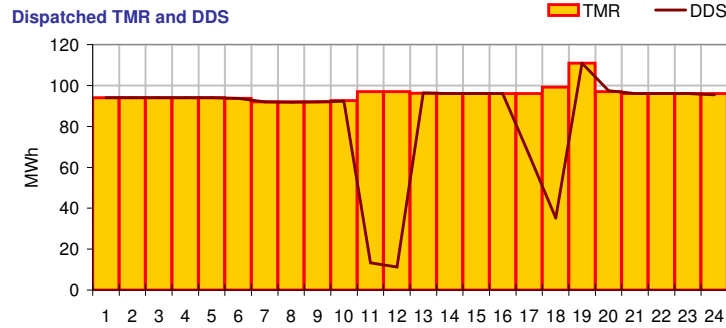
Pool Price and Demand



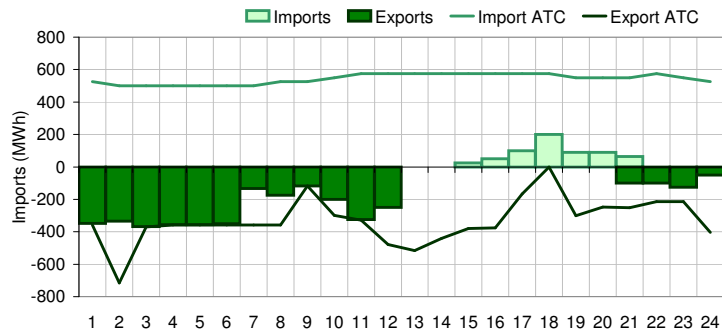
Available Capacity



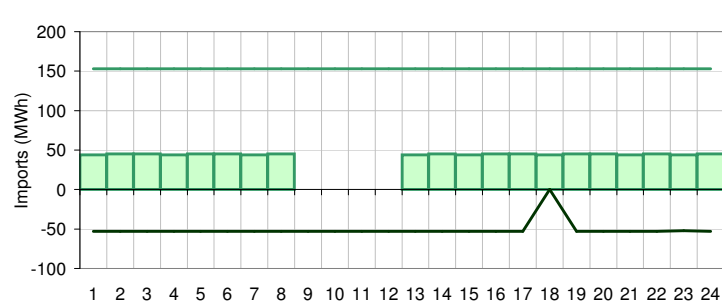
Dispatched TMR and DDS



BC Intertie



SK Intertie



Pool Price (\$/MWh)

	Today	This day last week	30 day rolling average	Year to date
average	\$ 36.46	\$ 56.97	\$ 55.00	\$ 47.97
on peak	\$ 46.77	\$ 64.91	\$ 69.14	\$ 61.48
off peak	\$ 15.85	\$ 41.09	\$ 32.97	\$ 28.75

Gas price

	Today	This day last week	30 day rolling average	Year to date
AECO-C (\$/GJ)	\$ 5.15	\$ 5.29	\$ 4.57	\$ 3.71
Heat rate (GJ/MWh)	7.08	10.77	12.05	12.94

Demand (MWh)

	Today	This day last week	30 day rolling average	Year to date
average	8315	8985	8617	7962
on peak	8611	9283	9006	8345
off peak	7723	8390	7994	7386

Coal

	Today	This day last week	30 day rolling average	Year to date
average AC/MC (%)	93.4%	93.4%	85.8%	84.1%
maximum AC/MC (%)	96.1%	95.6%		
minimum AC/MC (%)	90.1%	91.5%		

Gas + Other

	Today	This day last week	30 day rolling average	Year to date
average AC/MC (%)	65.3%	69.0%	71.9%	68.4%
maximum AC/MC (%)	66.3%	70.6%		
minimum AC/MC (%)	63.9%	65.9%		

Wind Generation (MWh)

	Today	This day last week	30 day rolling average	Year to date
average	193	59		
minimum	41	0		
maximum	354	257		

Transmission Must Run (MWh)

	Today	This day last week	30 day rolling average	Year to date
average	96	94		
minimum	92	49		
maximum	111	108		

Dispatch Down Service (MWh)

	Today	This day last week	30 day rolling average	Year to date
average	85	76		
minimum	11	0		
maximum	111	117		

Intertie

	Today	This day last week	30 day rolling average	Year to date
Mid-C On-Peak	\$ 55.56	\$ 66.49	\$ 48.34	\$ 34.99
Mid-C Off-Peak	\$ 46.27	\$ 55.47	\$ 39.06	\$ 27.70
Minn Hub On-Peak	\$ 55.93	\$ 42.70	\$ 36.35	\$ 30.45
Minn Hub Off-Peak	\$ 29.62	\$ 24.82	\$ 19.51	\$ 13.45
Exchange rate (US:CDN)	1.06740	1.05290		

	Today	This day last week	30 day rolling average	Year to date
BC Import % of ATC	4.8%	29.0%	34.4%	33.2%
SK Import % of ATC	24.3%	87.1%	69.2%	51.1%
BC Export % of ATC	46.3%	39.1%	32.1%	23.1%
SK Export % of ATC	0.0%	0.0%	1.5%	11.6%

Summary of Average Pool Price and Gas price

