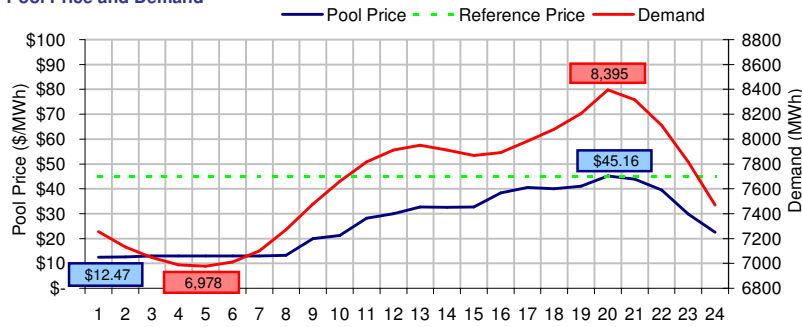
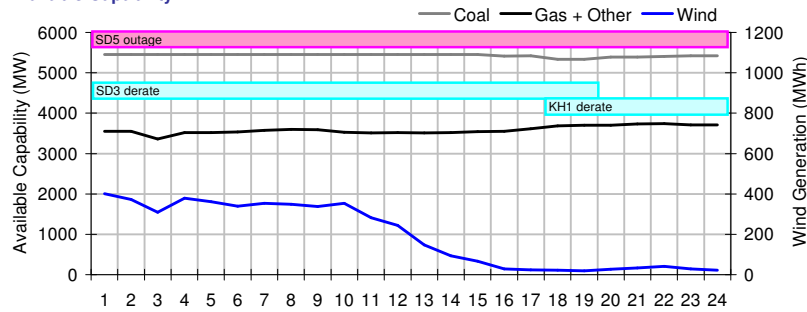


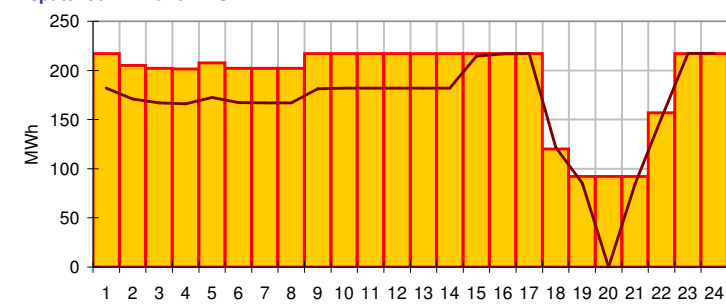
**Pool Price and Demand**



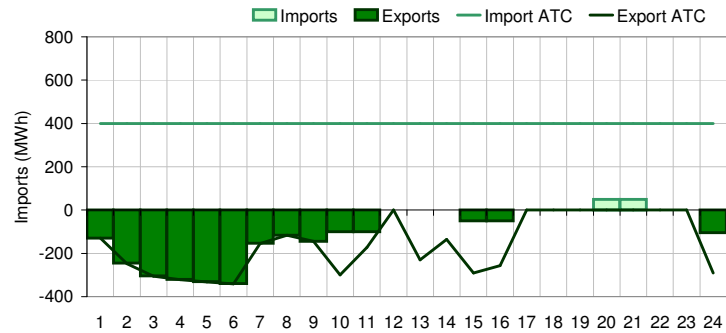
**Available Capacity**



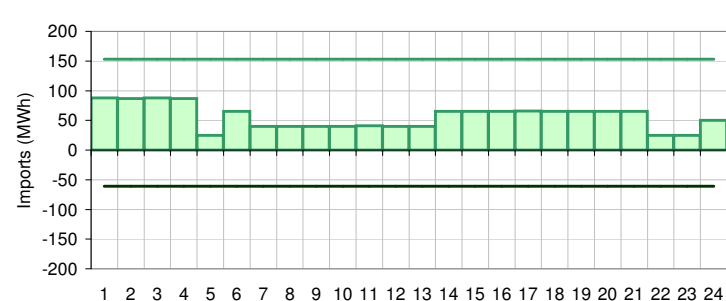
**Dispatched TMR and DDS**



**BC Intertie**



**SK Intertie**



**Pool Price (\$/MWh)**

	Today	This day last week	30 day rolling average	Year to date
average	\$ 26.73	\$ 39.68	\$ 43.11	\$ 47.45
on peak	NA	NA	\$ 58.94	\$ 61.09
off peak	\$ 26.73	\$ 39.68	\$ 22.40	\$ 28.32

**Gas price**

	Today	This day last week	30 day rolling average	Year to date
AECO-C (\$/GJ)	\$ 4.51	\$ 4.61	\$ 3.73	\$ 3.60
Heat rate (GJ/MWh)	5.93	8.61	11.57	13.18

**Demand (MWh)**

	Today	This day last week	30 day rolling average	Year to date
average	7652	7766	7781	7884
on peak	NA	NA	8189	8265
off peak	7652	7766	7203	7319

**Coal**

	Today	This day last week	30 day rolling average	Year to date
average AC/MC (%)	89.5%	84.7%	87.6%	84.2%
maximum AC/MC (%)	89.9%	86.6%		
minimum AC/MC (%)	87.9%	82.1%		

**Gas + Other**

	Today	This day last week	30 day rolling average	Year to date
average AC/MC (%)	64.6%	70.3%	66.2%	68.0%
maximum AC/MC (%)	67.4%	70.9%		
minimum AC/MC (%)	60.6%	69.7%		

**Wind Generation (MWh)**

	Today	This day last week	30 day rolling average	Year to date
average	193	-1		
minimum	19	0		
maximum	401	5		

**Transmission Must Run (MWh)**

	Today	This day last week	30 day rolling average	Year to date
average	191	195		
minimum	92	68		
maximum	217	216		

**Dispatch Down Service (MWh)**

	Today	This day last week	30 day rolling average	Year to date
average	166	180		
minimum	0	13		
maximum	218	216		

**Intertie**

	Today	This day last week	30 day rolling average	Year to date
Mid-C On-Peak	NA	NA	\$ 39.33	\$ 32.69
Mid-C Off-Peak	\$ 43.62	\$ 39.80	\$ 31.42	\$ 25.82
Minn Hub On-Peak	\$ 26.98	\$ 30.61	\$ 28.58	\$ 29.72
Minn Hub Off-Peak	\$ 18.42	\$ 13.75	\$ 12.03	\$ 12.84
Exchange rate (US:CDN)	1.03757	1.04276		

	Today	This day last week	30 day rolling average	Year to date
BC Import % of ATC	1.0%	19.8%	15.2%	34.2%
SK Import % of ATC	36.5%	39.5%	28.2%	49.5%
BC Export % of ATC	66.0%	45.3%	62.6%	20.0%
SK Export % of ATC	0.0%	0.0%	0.8%	13.9%

**Summary of Average Pool Price and Gas price**

