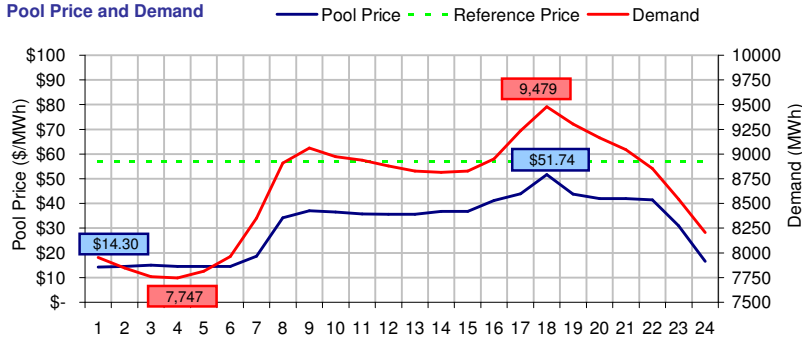
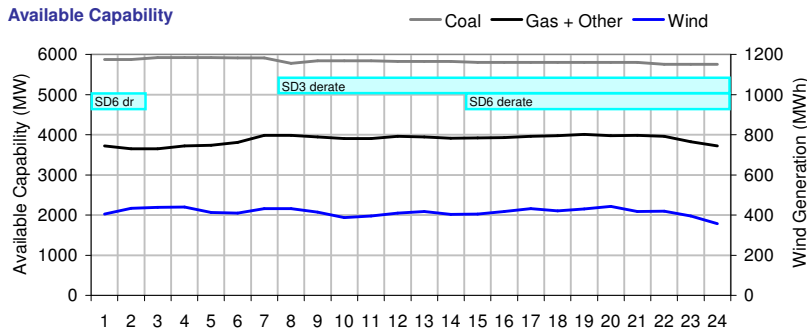


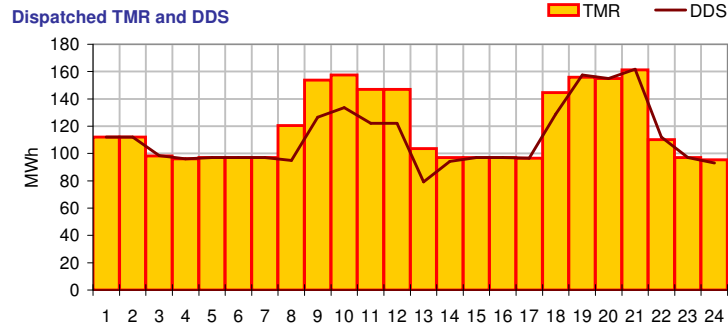
**Pool Price and Demand**



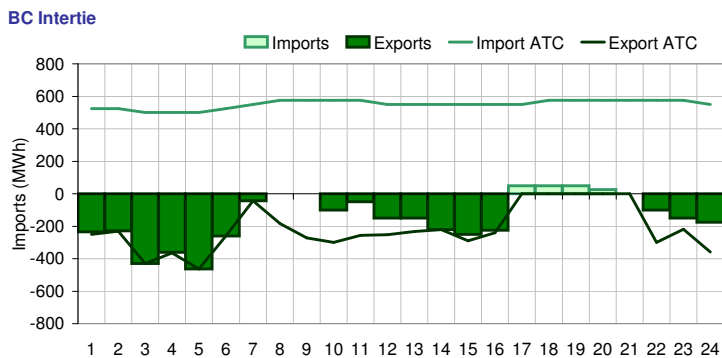
**Available Capability**



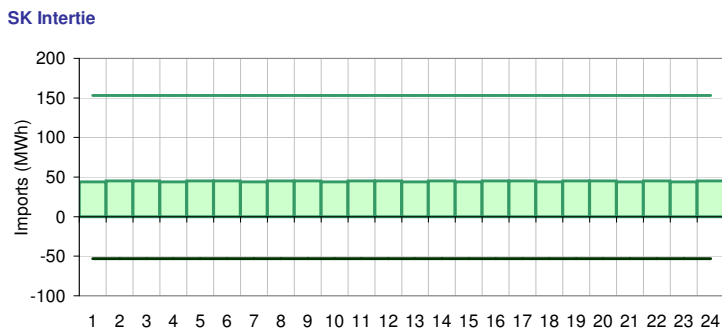
**Dispatched TMR and DDS**



**BC Intertie**



**SK Intertie**



**Pool Price (\$/MWh)**

|          | Today    | This day last week | 30 day rolling average | Year to date |
|----------|----------|--------------------|------------------------|--------------|
| average  | \$ 31.17 | \$ 84.81           | \$ 55.33               | \$ 48.01     |
| on peak  | \$ 39.09 | \$ 113.29          | \$ 69.23               | \$ 61.53     |
| off peak | \$ 15.33 | \$ 27.86           | \$ 33.26               | \$ 28.78     |

**Gas price**

|                    | Today   | This day last week | 30 day rolling average | Year to date |
|--------------------|---------|--------------------|------------------------|--------------|
| AECO-C (\$/GJ)     | \$ 5.60 | \$ 5.27            | \$ 4.50                | \$ 3.70      |
| Heat rate (GJ/MWh) | 5.56    | 16.08              | 12.29                  | 12.96        |

**Demand (MWh)**

|          | Today | This day last week | 30 day rolling average | Year to date |
|----------|-------|--------------------|------------------------|--------------|
| average  | 8644  | 9045               | 8613                   | 7961         |
| on peak  | 8988  | 9408               | 9004                   | 8344         |
| off peak | 7956  | 8320               | 7985                   | 7385         |

**Coal**

|                   | Today | This day last week | 30 day rolling average | Year to date |
|-------------------|-------|--------------------|------------------------|--------------|
| average AC/MC (%) | 96.3% | 87.8%              | 85.3%                  | 84.1%        |
| maximum AC/MC (%) | 97.8% | 94.4%              |                        |              |
| minimum AC/MC (%) | 95.0% | 80.3%              |                        |              |

**Gas + Other**

|                   | Today | This day last week | 30 day rolling average | Year to date |
|-------------------|-------|--------------------|------------------------|--------------|
| average AC/MC (%) | 67.9% | 73.1%              | 71.9%                  | 68.4%        |
| maximum AC/MC (%) | 70.1% | 74.8%              |                        |              |
| minimum AC/MC (%) | 64.0% | 71.5%              |                        |              |

**Wind Generation (MWh)**

|         | Today | This day last week |
|---------|-------|--------------------|
| average | 415   | 222                |
| minimum | 356   | 11                 |
| maximum | 443   | 465                |

**Transmission Must Run (MWh)**

|         | Today | This day last week |
|---------|-------|--------------------|
| average | 119   | 96                 |
| minimum | 95    | 33                 |
| maximum | 161   | 112                |

**Dispatch Down Service (MWh)**

|         | Today | This day last week |
|---------|-------|--------------------|
| average | 112   | 64                 |
| minimum | 79    | 0                  |
| maximum | 162   | 112                |

**Intertie**

|                        | Today    | This day last week | 30 day rolling average | Year to date |
|------------------------|----------|--------------------|------------------------|--------------|
| Mid-C On-Peak          | \$ 55.10 | \$ 66.53           | \$ 47.61               | \$ 34.93     |
| Mid-C Off-Peak         | \$ 46.20 | \$ 55.50           | \$ 38.50               | \$ 27.65     |
| Minn Hub On-Peak       | \$ 47.79 | \$ 53.67           | \$ 35.76               | \$ 30.39     |
| Minn Hub Off-Peak      | \$ 26.97 | \$ 31.77           | \$ 19.23               | \$ 13.41     |
| Exchange rate (US:CDN) | 1.06800  | 1.05340            |                        |              |

|                    | Today | This day last week | 30 day rolling average | Year to date |
|--------------------|-------|--------------------|------------------------|--------------|
| BC Import % of ATC | 1.3%  | 31.9%              | 35.2%                  | 33.3%        |
| SK Import % of ATC | 29.2% | 52.9%              | 69.2%                  | 51.1%        |
| BC Export % of ATC | 69.5% | 51.9%              | 30.2%                  | 23.0%        |
| SK Export % of ATC | 0.0%  | 0.0%               | 1.5%                   | 11.6%        |

**Summary of Average Pool Price and Gas price**

