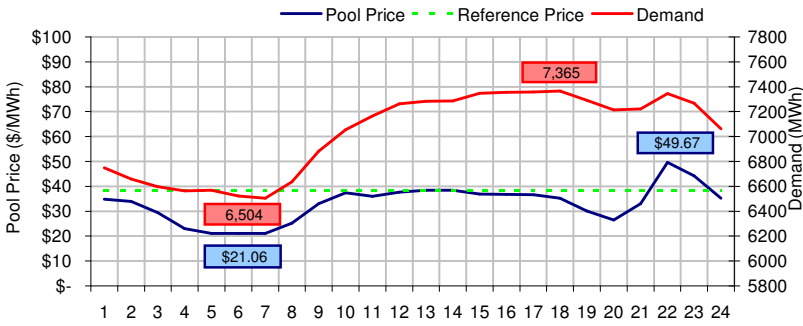
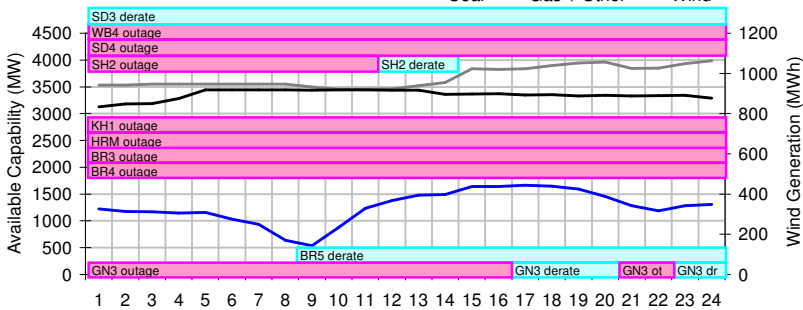


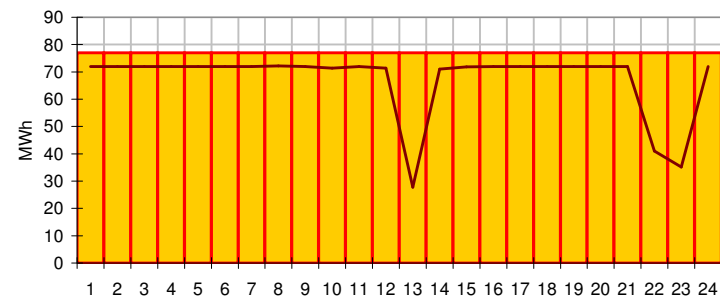
Pool Price and Demand



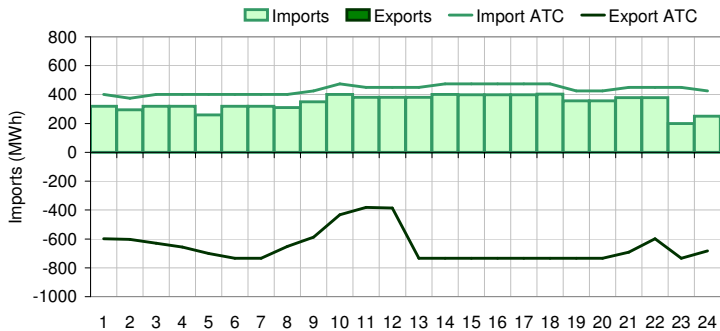
Available Capability



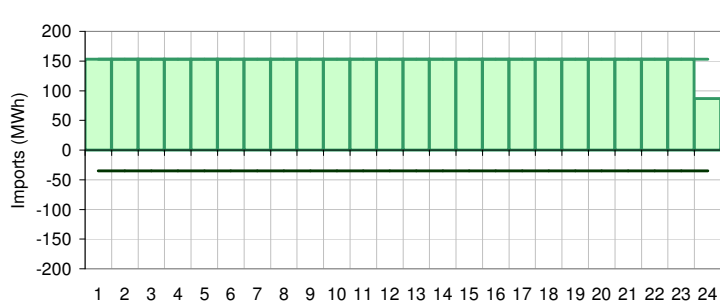
Dispatched TMR and DDS



BC Intertie



SK Intertie



Pool Price (\$/MWh)

	Today	This day last week	30 day rolling average	Year to date
average	\$ 33.12	\$ 28.04	\$ 31.65	\$ 52.85
on peak	NA	NA	\$ 38.67	\$ 63.58
off peak	\$ 33.12	\$ 28.04	\$ 21.30	\$ 38.41

Gas price

	Today	This day last week	30 day rolling average	Year to date
AECO-C (\$/GJ)	\$ 3.94	\$ 3.97	\$ 3.51	\$ 4.26
Heat rate (GJ/MWh)	8.40	7.06	9.02	12.40

Demand (MWh)

	Today	This day last week	30 day rolling average	Year to date
average	7023	6980	7442	8050
on peak	NA	NA	7799	8397
off peak	7023	6980	6946	7542

Coal

	Today	This day last week	30 day rolling average	Year to date
average AC/MC (%)	61.2%	81.5%	82.5%	82.8%
maximum AC/MC (%)	66.3%	82.0%		
minimum AC/MC (%)	57.5%	80.4%		

Gas + Other

	Today	This day last week	30 day rolling average	Year to date
average AC/MC (%)	64.1%	57.2%	61.9%	69.2%
maximum AC/MC (%)	65.9%	58.0%		
minimum AC/MC (%)	59.8%	56.3%		

Wind Generation (MWh)

	Today	This day last week	30 day rolling average	Year to date
average	335	27		
minimum	143	0		
maximum	445	105		

Transmission Must Run (MWh)

	Today	This day last week	30 day rolling average	Year to date
average	77	68		
minimum	77	66		
maximum	77	77		

Dispatch Down Service (MWh)

	Today	This day last week	30 day rolling average	Year to date
average	67	61		
minimum	28	17		
maximum	72	72		

Intertie

	Today	This day last week	30 day rolling average	Year to date
Mid-C On-Peak	NA	NA	\$ 24.08	\$ 32.13
Mid-C Off-Peak	\$ 35.27	\$ 29.19	\$ 16.86	\$ 28.20
Minn Hub On-Peak	\$ 22.09	\$ 32.40	\$ 25.89	\$ 33.72
Minn Hub Off-Peak	\$ 2.65	\$ 12.67	\$ 8.60	\$ 17.60
Exchange rate (US:CDN)	1.17815	1.15025		

BC Import % of ATC

	Today	This day last week	30 day rolling average	Year to date
BC Import % of ATC	79.5%	11.3%	30.4%	40.4%
SK Import % of ATC	98.2%	54.3%	53.6%	44.0%
BC Export % of ATC	0.0%	14.5%	12.1%	15.3%
SK Export % of ATC	0.0%	50.0%	40.8%	18.8%

Summary of Average Pool Price and Gas price

