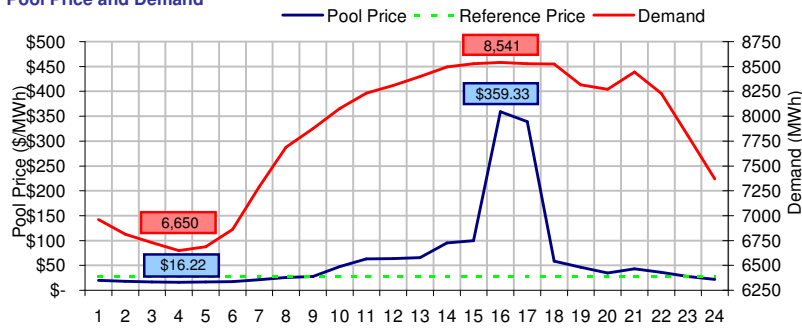
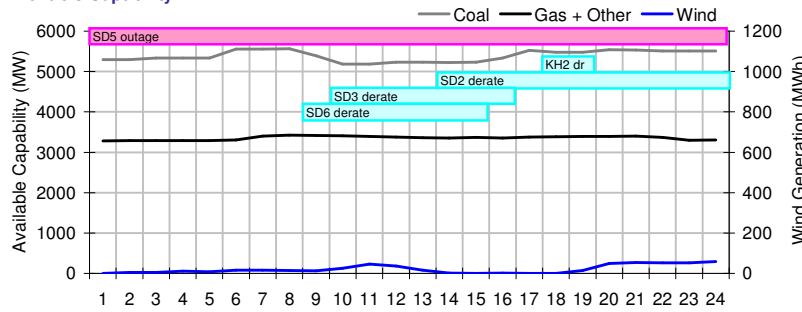


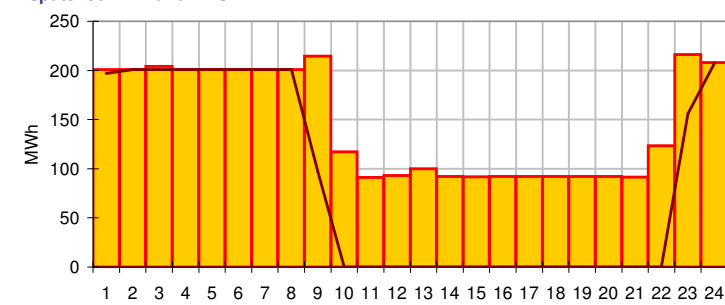
Pool Price and Demand



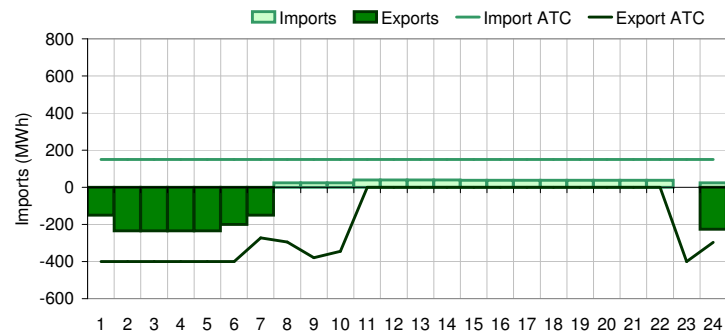
Available Capacity



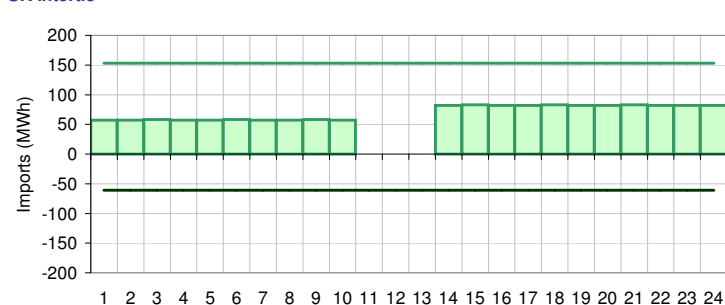
Dispatched TMR and DDS



BC Intertie



SK Intertie



Pool Price (\$/MWh)

	Today	This day last week	30 day rolling average	Year to date
average	\$ 65.85	\$ 15.12	\$ 52.38	\$ 46.29
on peak	\$ 89.57	\$ 18.14	\$ 76.39	\$ 58.49
off peak	\$ 18.43	\$ 9.07	\$ 17.81	\$ 29.06

Gas price

	Today	This day last week	30 day rolling average	Year to date
AECO-C (\$/GJ)	\$ 3.20	\$ 2.57	\$ 2.40	\$ 3.59
Heat rate (GJ/MWh)	20.55	5.88	21.85	12.90

Demand (MWh)

	Today	This day last week	30 day rolling average	Year to date
average	7818	7680	7802	7898
on peak	8266	8117	8247	8276
off peak	6920	6806	7126	7337

Coal

	Today	This day last week	30 day rolling average	Year to date
average AC/MC (%)	89.7%	89.2%	85.5%	83.9%
maximum AC/MC (%)	92.5%	92.9%		
minimum AC/MC (%)	86.3%	83.6%		

Gas + Other

	Today	This day last week	30 day rolling average	Year to date
average AC/MC (%)	62.9%	69.3%	68.5%	68.3%
maximum AC/MC (%)	64.2%	71.9%		
minimum AC/MC (%)	61.5%	66.0%		

Wind Generation (MWh)

	Today	This day last week	30 day rolling average	Year to date
average	21	341		
minimum	0	295		
maximum	58	385		

Transmission Must Run (MWh)

	Today	This day last week	30 day rolling average	Year to date
average	146	213		
minimum	91	201		
maximum	216	226		

Dispatch Down Service (MWh)

	Today	This day last week	30 day rolling average	Year to date
average	86	127		
minimum	0	106		
maximum	208	152		

Intertie

	Today	This day last week	30 day rolling average	Year to date
Mid-C On-Peak	\$ 45.06	\$ 34.54	\$ 36.78	\$ 31.77
Mid-C Off-Peak	\$ 28.98	\$ 19.26	\$ 25.41	\$ 25.07
Minn Hub On-Peak	\$ 32.55	\$ 21.97	\$ 23.03	\$ 29.86
Minn Hub Off-Peak	\$ 14.65	\$ 6.78	\$ 6.77	\$ 12.90
Exchange rate (US:CDN)	1.08490	1.08089		

	Today	This day last week	30 day rolling average	Year to date
BC Import % of ATC	15.6%	0.0%	8.1%	36.7%
SK Import % of ATC	40.3%	49.0%	80.9%	51.8%
BC Export % of ATC	37.9%	0.0%	19.8%	14.7%
SK Export % of ATC	0.0%	0.0%	0.7%	15.6%

Summary of Average Pool Price and Gas price

