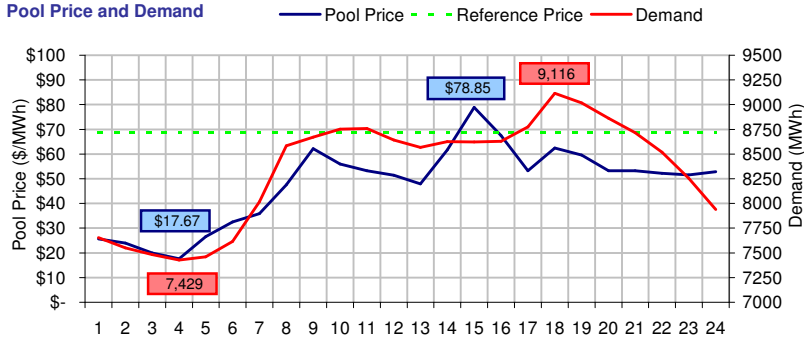
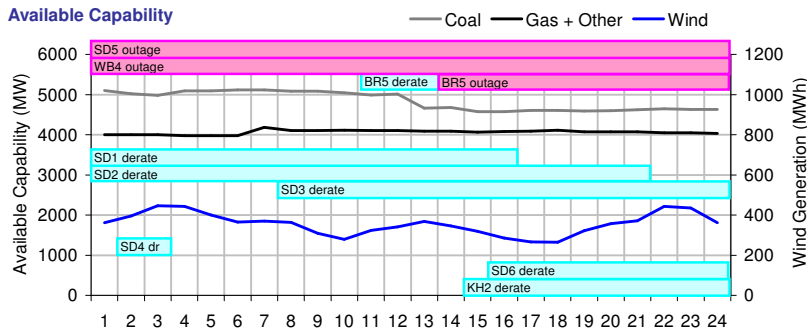


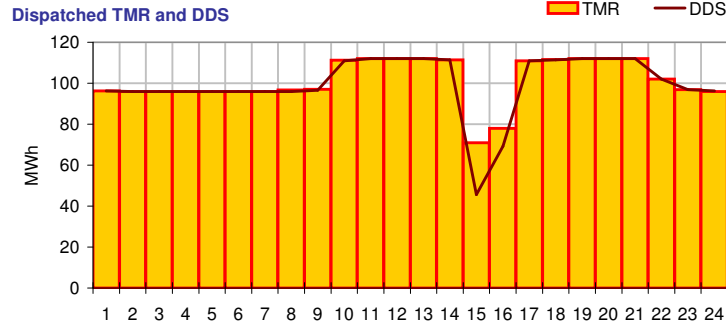
Pool Price and Demand



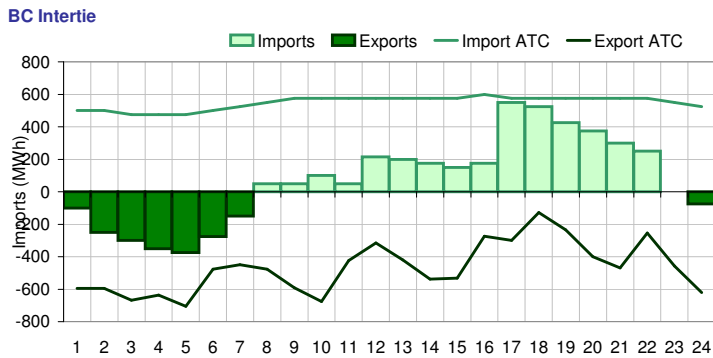
Available Capacity



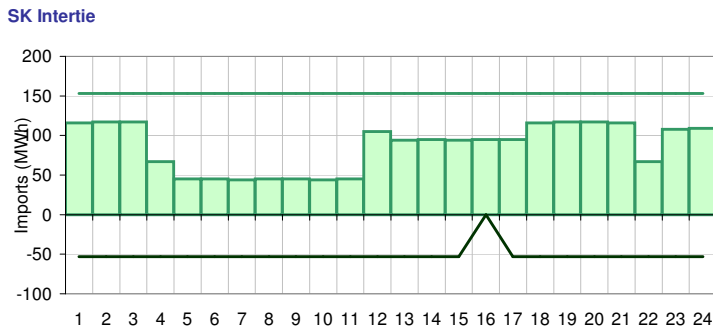
Dispatched TMR and DDS



BC Intertie



SK Intertie



Pool Price (\$/MWh)

	Today	This day last week	30 day rolling average	Year to date
average	\$ 47.78	\$ 37.17	\$ 40.98	\$ 40.87
on peak	\$ 56.98	\$ 47.28	\$ 47.54	\$ 48.74
off peak	\$ 29.38	\$ 16.95	\$ 28.14	\$ 29.06

Gas price

	Today	This day last week	30 day rolling average	Year to date
AECO-C (\$/GJ)	\$ 5.24	\$ 5.33	\$ 5.38	\$ 5.34
Heat rate (GJ/MWh)	9.11	6.98	7.62	7.66

Demand (MWh)

	Today	This day last week	30 day rolling average	Year to date
average	8344	8611	8505	8480
on peak	8694	8915	8874	8863
off peak	7644	8005	7941	7890

Coal

	Today	This day last week	30 day rolling average	Year to date
average AC/MC (%)	79.9%	89.3%	90.7%	89.1%
maximum AC/MC (%)	84.4%	95.1%		
minimum AC/MC (%)	75.5%	84.8%		

Gas + Other

	Today	This day last week	30 day rolling average	Year to date
average AC/MC (%)	71.1%	68.9%	69.1%	68.5%
maximum AC/MC (%)	73.2%	71.3%		
minimum AC/MC (%)	69.6%	64.5%		

Wind Generation (MWh)

	Today	This day last week	30 day rolling average	Year to date
average	356	410		
minimum	264	369		
maximum	446	445		

Transmission Must Run (MWh)

	Today	This day last week	30 day rolling average	Year to date
average	101	108		
minimum	71	97		
maximum	112	126		

Dispatch Down Service (MWh)

	Today	This day last week	30 day rolling average	Year to date
average	100	108		
minimum	46	96		
maximum	112	126		

Intertie

	Today	This day last week	30 day rolling average	Year to date
Mid-C On-Peak	\$ 44.35	\$ 52.83	\$ 52.07	\$ 48.26
Mid-C Off-Peak	\$ 39.12	\$ 44.27	\$ 44.20	\$ 42.32
Minn Hub On-Peak	\$ 37.56	\$ 63.29	\$ 49.40	\$ 54.19
Minn Hub Off-Peak	\$ 23.93	\$ 31.39	\$ 28.23	\$ 31.74
Exchange rate (US:CDN)	1.02910	1.03300		

	Today	This day last week	30 day rolling average	Year to date
BC Import % of ATC	27.3%	15.2%	13.2%	17.4%
SK Import % of ATC	56.0%	33.3%	39.4%	39.6%
BC Export % of ATC	16.7%	29.6%	39.7%	32.7%
SK Export % of ATC	0.0%	59.3%	9.5%	16.1%

Summary of Average Pool Price and Gas price

