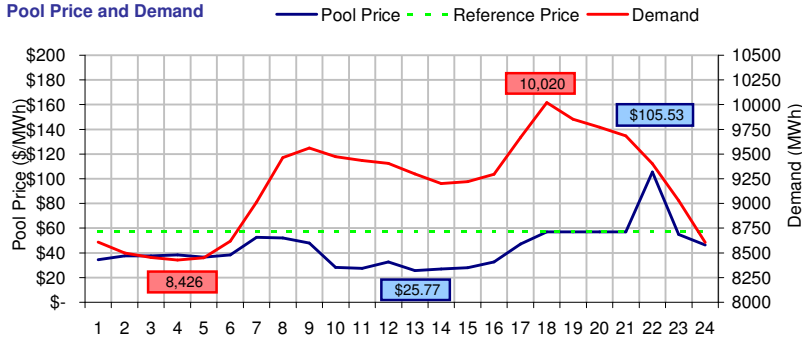
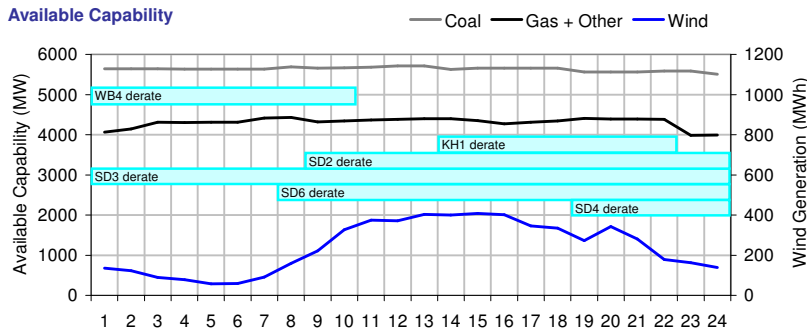


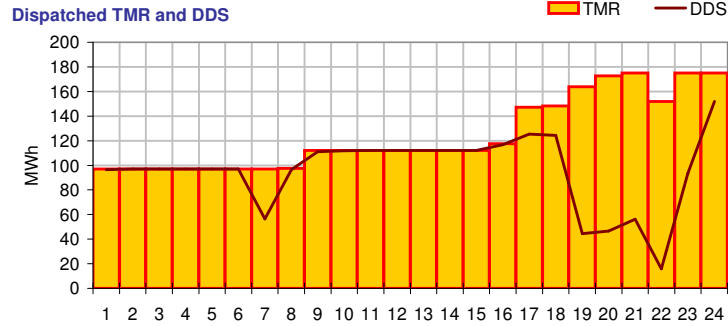
**Pool Price and Demand**



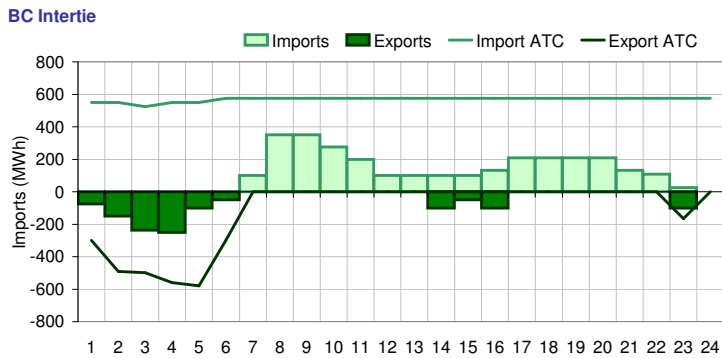
**Available Capacity**



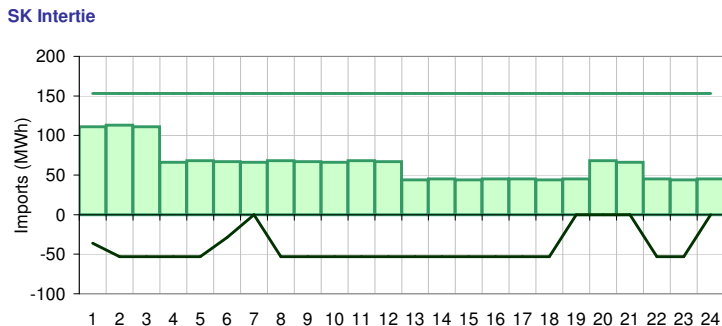
**Dispatched TMR and DDS**



**BC Intertie**



**SK Intertie**



**Pool Price (\$/MWh)**

	Today	This day last week	30 day rolling average	Year to date
average	\$ 44.12	\$ 132.31	\$ 56.51	\$ 48.15
on peak	\$ 46.09	\$ 158.94	\$ 71.83	\$ 61.76
off peak	\$ 40.19	\$ 79.03	\$ 33.84	\$ 28.88

**Gas price**

	Today	This day last week	30 day rolling average	Year to date
AECO-C (\$/GJ)	\$ 5.38	\$ 5.08	\$ 4.32	\$ 3.69
Heat rate (GJ/MWh)	8.20	26.07	13.08	13.05

**Demand (MWh)**

	Today	This day last week	30 day rolling average	Year to date
average	9185	9130	8554	7954
on peak	9486	9444	8943	8337
off peak	8584	8501	7914	7379

**Coal**

	Today	This day last week	30 day rolling average	Year to date
average AC/MC (%)	93.1%	88.7%	84.3%	84.0%
maximum AC/MC (%)	94.4%	91.2%		
minimum AC/MC (%)	91.0%	84.3%		

**Gas + Other**

	Today	This day last week	30 day rolling average	Year to date
average AC/MC (%)	75.5%	73.7%	71.6%	68.4%
maximum AC/MC (%)	77.7%	76.1%		
minimum AC/MC (%)	69.8%	71.5%		

**Wind Generation (MWh)**

	Today	This day last week	30 day rolling average	Year to date
average	240	37		
minimum	57	3		
maximum	408	245		

**Transmission Must Run (MWh)**

	Today	This day last week	30 day rolling average	Year to date
average	124	68		
minimum	97	17		
maximum	175	112		

**Dispatch Down Service (MWh)**

	Today	This day last week	30 day rolling average	Year to date
average	96	48		
minimum	16	0		
maximum	152	112		

**Intertie**

	Today	This day last week	30 day rolling average	Year to date
Mid-C On-Peak	\$ 53.31	\$ 68.25	\$ 45.88	\$ 34.77
Mid-C Off-Peak	\$ 42.41	\$ 57.13	\$ 37.02	\$ 27.54
Minn Hub On-Peak	\$ 59.38	\$ 45.33	\$ 32.73	\$ 30.20
Minn Hub Off-Peak	\$ 25.71	\$ 24.39	\$ 17.28	\$ 13.27
Exchange rate (US:CDN)	1.06040	1.05560		

	Today	This day last week	30 day rolling average	Year to date
BC Import % of ATC	21.3%	43.4%	35.8%	33.5%
SK Import % of ATC	41.3%	76.5%	71.8%	51.4%
BC Export % of ATC	41.8%	35.5%	28.5%	22.8%
SK Export % of ATC	0.0%	0.0%	0.0%	11.6%

**Summary of Average Pool Price and Gas price**

