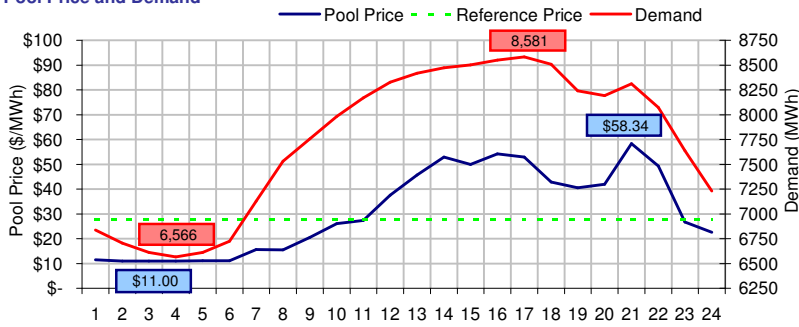
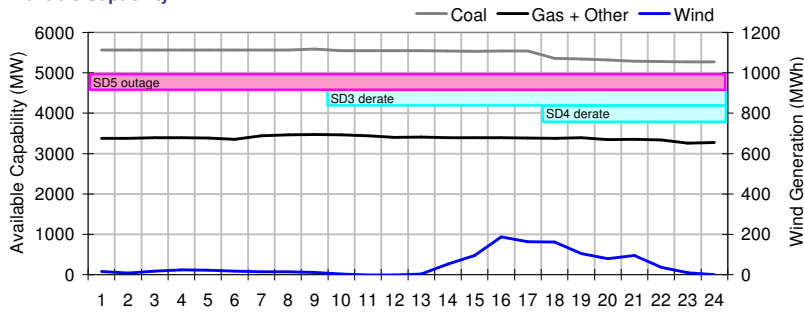


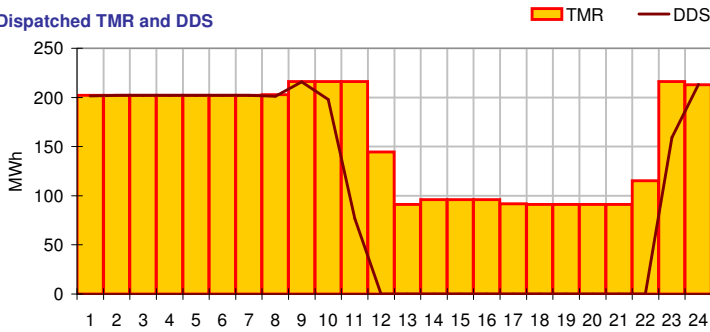
Pool Price and Demand



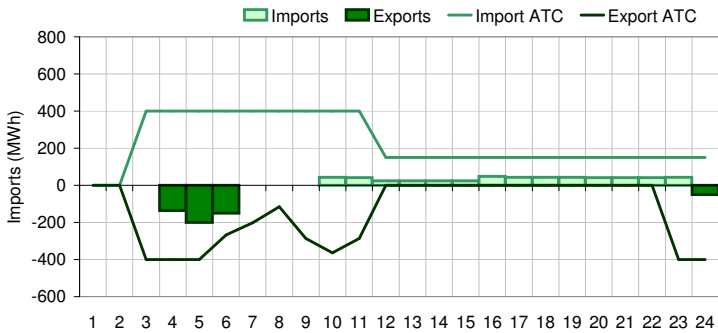
Available Capacity



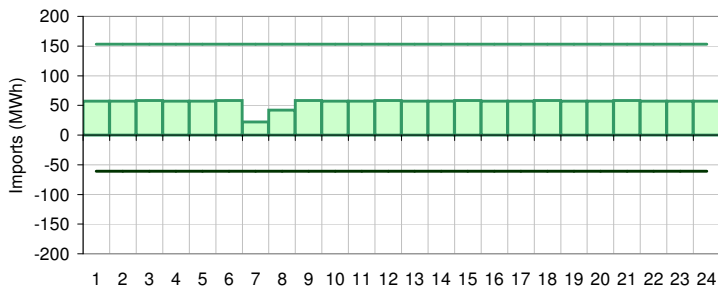
Dispatched TMR and DDS



BC Intertie



SK Intertie



Pool Price (\$/MWh)

	Today	This day last week	30 day rolling average	Year to date
average	\$ 31.14	\$ 18.86	\$ 50.86	\$ 46.22
on peak	\$ 40.16	\$ 21.75	\$ 73.88	\$ 58.35
off peak	\$ 13.11	\$ 13.09	\$ 17.74	\$ 29.10

Gas price

	Today	This day last week	30 day rolling average	Year to date
AECO-C (\$/GJ)	\$ 2.62	\$ 2.51	\$ 2.38	\$ 3.59
Heat rate (GJ/MWh)	11.89	7.53	21.38	12.88

Demand (MWh)

	Today	This day last week	30 day rolling average	Year to date
average	7736	7265	7787	7898
on peak	8204	7532	8246	8276
off peak	6801	6732	7140	7339

Coal

	Today	This day last week	30 day rolling average	Year to date
average AC/MC (%)	91.2%	79.2%	85.6%	83.9%
maximum AC/MC (%)	93.0%	83.8%		
minimum AC/MC (%)	87.7%	72.9%		

Gas + Other

	Today	This day last week	30 day rolling average	Year to date
average AC/MC (%)	63.4%	68.4%	68.7%	68.3%
maximum AC/MC (%)	65.1%	69.3%		
minimum AC/MC (%)	61.1%	67.5%		

Wind Generation (MWh)

	Today	This day last week
average	47	304
minimum	0	184
maximum	186	407

Transmission Must Run (MWh)

	Today	This day last week
average	158	201
minimum	91	200
maximum	216	201

Dispatch Down Service (MWh)

	Today	This day last week
average	103	148
minimum	0	103
maximum	216	201

Intertie

	Today	This day last week	30 day rolling average	Year to date
Mid-C On-Peak	\$ 45.48	NA	\$ 36.66	\$ 31.73
Mid-C Off-Peak	\$ 33.10	\$ 21.20	\$ 25.39	\$ 25.06
Minn Hub On-Peak	\$ 29.62	\$ 25.04	\$ 23.10	\$ 29.86
Minn Hub Off-Peak	\$ 12.93	\$ 11.31	\$ 6.68	\$ 12.89
Exchange rate (US:CDN)	1.07720	1.08914		

	Today	This day last week	30 day rolling average	Year to date
BC Import % of ATC	9.5%	0.0%	7.8%	36.8%
SK Import % of ATC	36.1%	100.0%	80.7%	51.8%
BC Export % of ATC	15.2%	0.0%	20.8%	14.6%
SK Export % of ATC	0.0%	0.0%	0.7%	15.6%

Summary of Average Pool Price and Gas price

