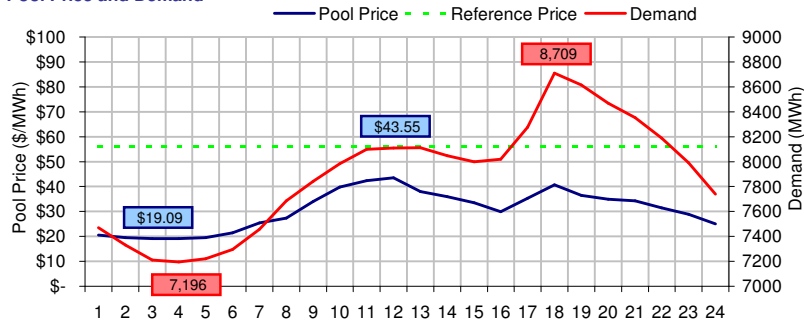
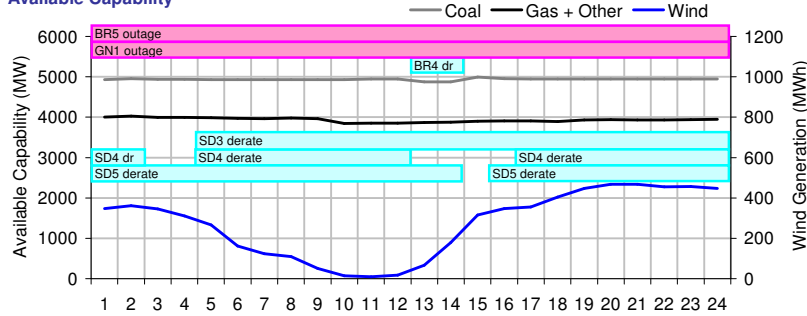


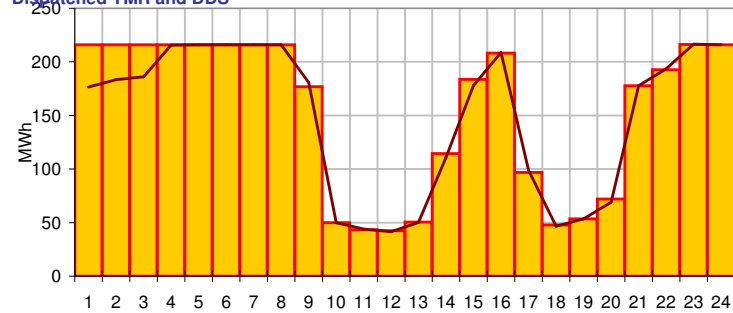
Pool Price and Demand



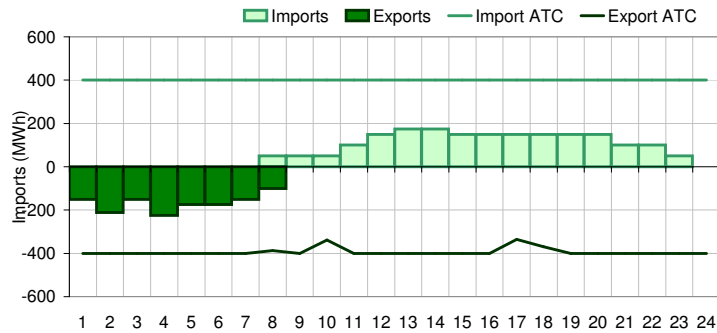
Available Capacity



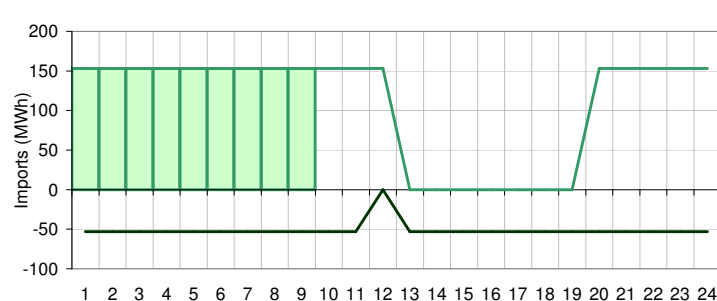
Dispatched TMR and DDS



BC Intertie



SK Intertie



Pool Price (\$/MWh)

	Today	This day last week	30 day rolling average	Year to date
average	\$ 30.67	\$ 100.82	\$ 45.11	\$ 47.41
on peak	\$ 35.41	\$ 131.87	\$ 55.61	\$ 60.80
off peak	\$ 21.21	\$ 38.72	\$ 28.34	\$ 28.40

Gas price

	Today	This day last week	30 day rolling average	Year to date
AECO-C (\$/GJ)	\$ 3.79	\$ 3.39	\$ 4.00	\$ 3.63
Heat rate (GJ/MWh)	8.09	29.78	11.29	13.07

Demand (MWh)

	Today	This day last week	30 day rolling average	Year to date
average	7892	7798	8014	7897
on peak	8156	8056	8402	8279
off peak	7365	7281	7410	7327

Coal

	Today	This day last week	30 day rolling average	Year to date
average AC/MC (%)	81.5%	65.3%	82.1%	84.0%
maximum AC/MC (%)	82.5%	65.3%		
minimum AC/MC (%)	80.5%	65.3%		

Gas + Other

	Today	This day last week	30 day rolling average	Year to date
average AC/MC (%)	69.6%	66.6%	68.7%	68.1%
maximum AC/MC (%)	71.2%	68.6%		
minimum AC/MC (%)	68.1%	63.9%		

Wind Generation (MWh)

	Today	This day last week	30 day rolling average	Year to date
average	272	374		
minimum	9	250		
maximum	467	462		

Transmission Must Run (MWh)

	Today	This day last week	30 day rolling average	Year to date
average	153	60		
minimum	42	35		
maximum	216	91		

Dispatch Down Service (MWh)

	Today	This day last week	30 day rolling average	Year to date
average	148	53		
minimum	41	0		
maximum	217	97		

Intertie

	Today	This day last week	30 day rolling average	Year to date
Mid-C On-Peak	\$ 37.29	\$ 27.70	\$ 43.85	\$ 33.65
Mid-C Off-Peak	\$ 28.92	\$ 28.65	\$ 35.85	\$ 26.60
Minn Hub On-Peak	\$ 22.12	\$ 22.12	\$ 31.97	\$ 29.88
Minn Hub Off-Peak	\$ 4.74	\$ 8.95	\$ 14.33	\$ 12.86
Exchange rate (US:CDN)	1.05318	1.06796		

	Today	This day last week	30 day rolling average	Year to date
BC Import % of ATC	19.8%	58.7%	21.5%	33.3%
SK Import % of ATC	52.9%	87.7%	48.2%	49.5%
BC Export % of ATC	14.2%	0.0%	50.9%	22.2%
SK Export % of ATC	0.0%	0.0%	0.7%	12.7%

Summary of Average Pool Price and Gas price

