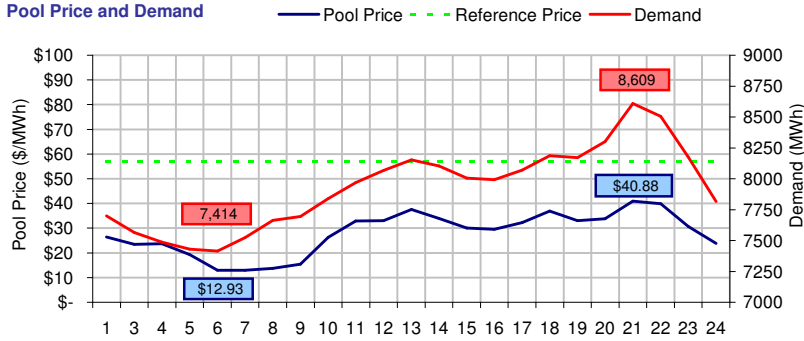
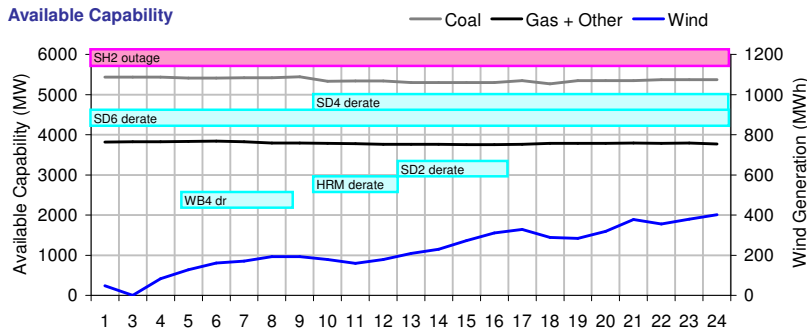


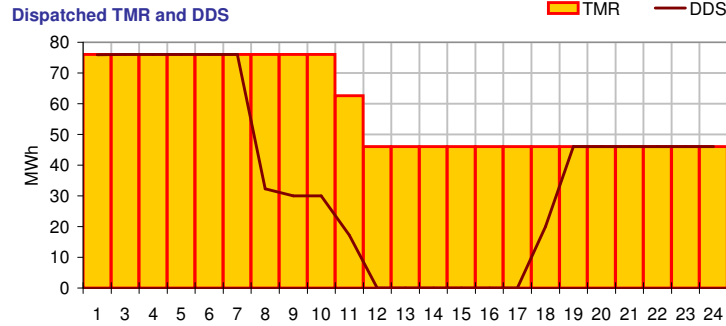
**Pool Price and Demand**



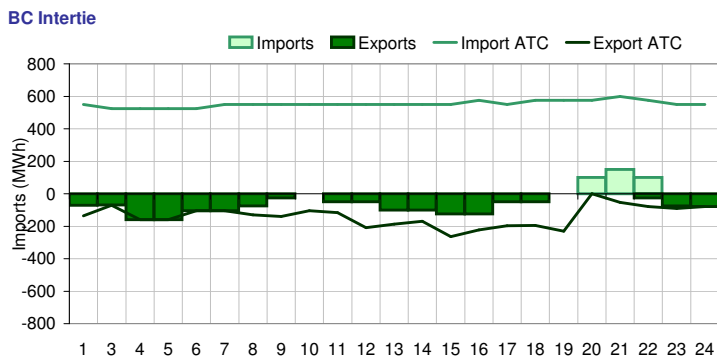
**Available Capacity**



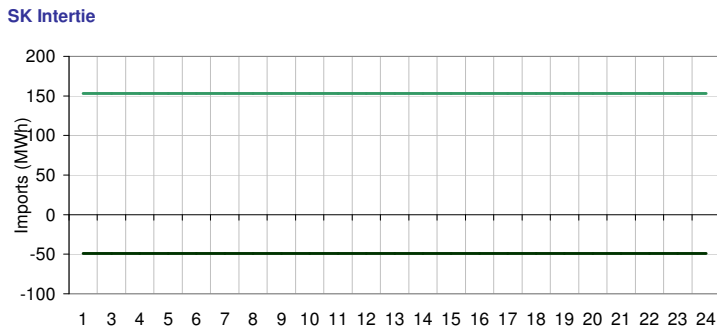
**Dispatched TMR and DDS**



**BC Intertie**



**SK Intertie**



**Pool Price (\$/MWh)**

	Today	This day last week	30 day rolling average	Year to date
average	\$ 27.93	\$ 27.79	\$ 42.28	\$ 43.57
on peak	NA	NA	\$ 50.11	\$ 50.86
off peak	\$ 27.93	\$ 27.79	\$ 31.75	\$ 33.25

**Gas price**

	Today	This day last week	30 day rolling average	Year to date
AECO-C (\$/GJ)	\$ 3.87	\$ 4.25	\$ 4.49	\$ 4.94
Heat rate (GJ/MWh)	7.22	6.55	9.41	8.82

**Demand (MWh)**

	Today	This day last week	30 day rolling average	Year to date
average	7932	7984	8315	8465
on peak	NA	NA	8660	8830
off peak	7932	7984	7815	7917

**Coal**

	Today	This day last week	30 day rolling average	Year to date
average AC/MC (%)	88.6%	86.2%	87.9%	88.3%
maximum AC/MC (%)	93.8%	95.7%		
minimum AC/MC (%)	0.0%	80.6%		

**Gas + Other**

	Today	This day last week	30 day rolling average	Year to date
average AC/MC (%)	66.9%	65.7%	69.2%	70.3%
maximum AC/MC (%)	70.8%	67.3%		
minimum AC/MC (%)	0.0%	64.4%		

**Wind Generation (MWh)**

	Today	This day last week	30 day rolling average	Year to date
average	247	309		
minimum	47	208		
maximum	428	382		

**Transmission Must Run (MWh)**

	Today	This day last week	30 day rolling average	Year to date
average	59	83		
minimum	46	76		
maximum	76	86		

**Dispatch Down Service (MWh)**

	Today	This day last week	30 day rolling average	Year to date
average	39	42		
minimum	0	0		
maximum	76	86		

**Intertie**

	Today	This day last week	30 day rolling average	Year to date
Mid-C On-Peak	NA	NA	\$ 43.99	\$ 47.03
Mid-C Off-Peak	\$ 38.18	\$ 40.17	\$ 40.24	\$ 41.83
Minn Hub On-Peak	\$ 27.51	\$ 28.27	\$ 39.70	\$ 43.85
Minn Hub Off-Peak	\$ 18.59	\$ 21.39	\$ 25.47	\$ 26.47
Exchange rate (US:CDN)	1.01878	1.02843		

BC Import % of ATC	2.8%	0.6%	22.6%	24.5%
SK Import % of ATC	0.0%	28.5%	13.1%	27.1%
BC Export % of ATC	49.8%	61.0%	26.4%	27.1%
SK Export % of ATC	0.0%	0.0%	14.1%	11.6%

**Summary of Average Pool Price and Gas price**

