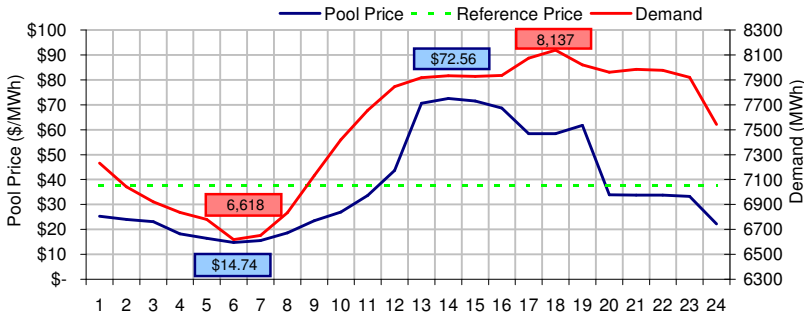
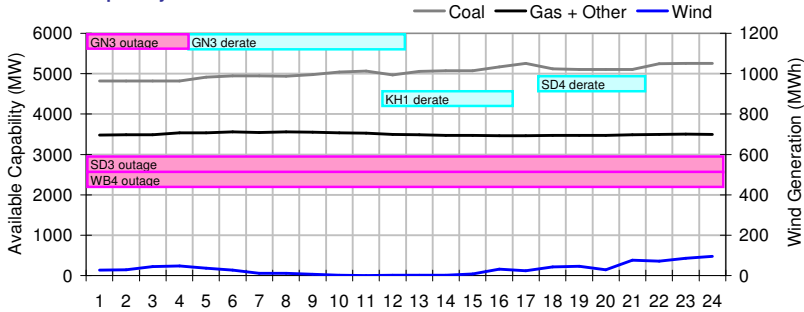


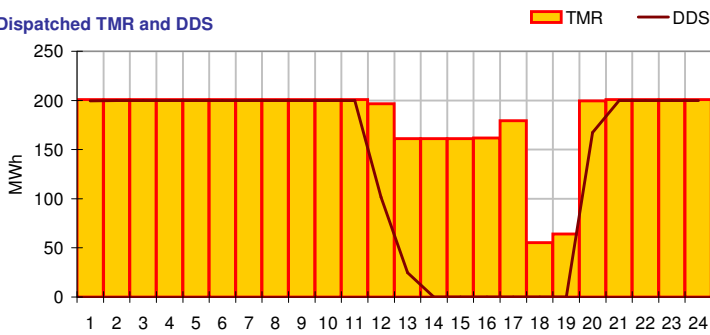
Pool Price and Demand



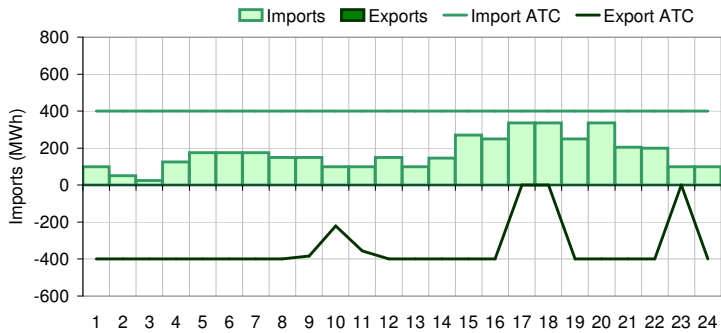
Available Capacity



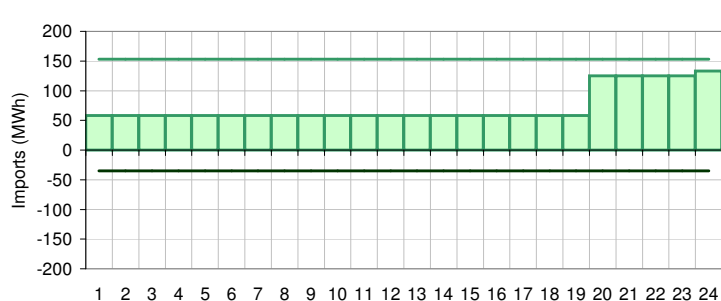
Dispatched TMR and DDS



BC Intertie



SK Intertie



Pool Price (\$/MWh)

	Today	This day last week	30 day rolling average	Year to date
average	\$ 37.61	\$ 18.92	\$ 33.20	\$ 49.27
on peak	NA	NA	\$ 43.14	\$ 59.78
off peak	\$ 37.61	\$ 18.92	\$ 18.29	\$ 34.79

Gas price

	Today	This day last week	30 day rolling average	Year to date
AECO-C (\$/GJ)	\$ 2.52	\$ 3.02	\$ 3.04	\$ 4.04
Heat rate (GJ/MWh)	14.92	6.26	10.94	12.18

Demand (MWh)

	Today	This day last week	30 day rolling average	Year to date
average	7512	7210	7540	7969
on peak	NA	NA	7927	8322
off peak	7512	7210	6993	7450

Coal

	Today	This day last week	30 day rolling average	Year to date
average AC/MC (%)	83.8%	88.2%	83.1%	83.1%
maximum AC/MC (%)	87.5%	88.5%		
minimum AC/MC (%)	80.2%	87.1%		

Gas + Other

	Today	This day last week	30 day rolling average	Year to date
average AC/MC (%)	65.7%	68.2%	65.8%	68.7%
maximum AC/MC (%)	66.8%	68.8%		
minimum AC/MC (%)	64.9%	67.9%		

Wind Generation (MWh)

	Today	This day last week	30 day rolling average	Year to date
average	31	6		
minimum	1	0		
maximum	96	45		

Transmission Must Run (MWh)

	Today	This day last week	30 day rolling average	Year to date
average	181	203		
minimum	55	194		
maximum	201	221		

Dispatch Down Service (MWh)

	Today	This day last week	30 day rolling average	Year to date
average	137	200		
minimum	0	193		
maximum	200	223		

Intertie

	Today	This day last week	30 day rolling average	Year to date
Mid-C On-Peak	NA	NA	\$ 22.54	\$ 30.45
Mid-C Off-Peak	\$ 21.76	\$ 3.34	\$ 10.56	\$ 24.99
Minn Hub On-Peak	\$ 19.03	\$ 11.20	\$ 24.23	\$ 32.13
Minn Hub Off-Peak	\$ 6.72	\$ 5.04	\$ 6.53	\$ 15.79
Exchange rate (US:CDN)	1.11953	1.11947		

	Today	This day last week	30 day rolling average	Year to date
BC Import % of ATC	42.8%	86.8%	59.9%	43.5%
SK Import % of ATC	47.2%	0.0%	42.8%	43.2%
BC Export % of ATC	0.0%	0.0%	2.2%	13.0%
SK Export % of ATC	0.0%	0.0%	31.5%	21.1%

Summary of Average Pool Price and Gas price

