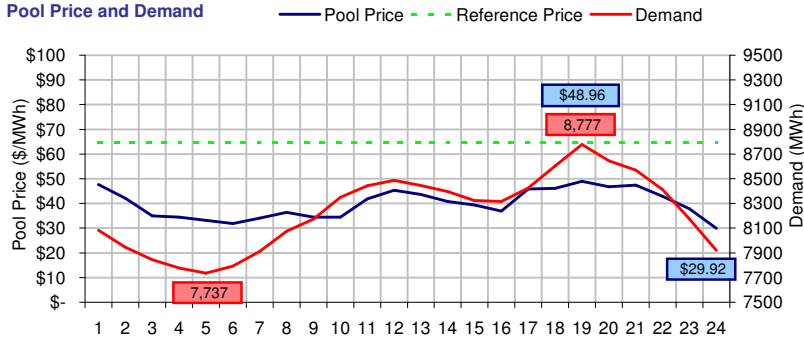
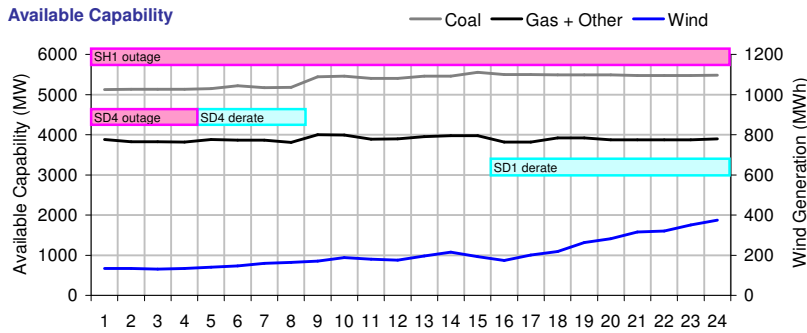


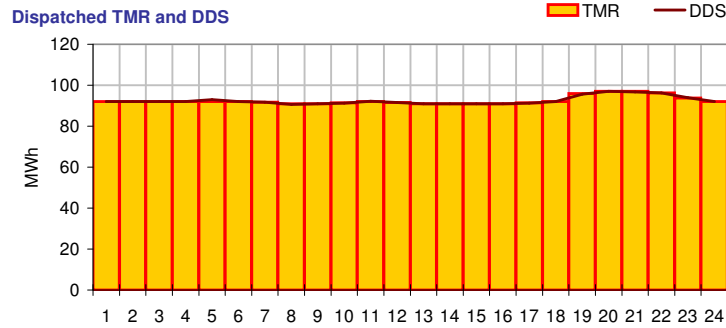
Pool Price and Demand



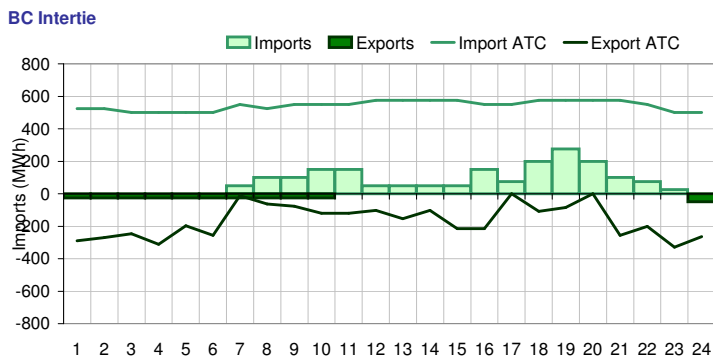
Available Capacity



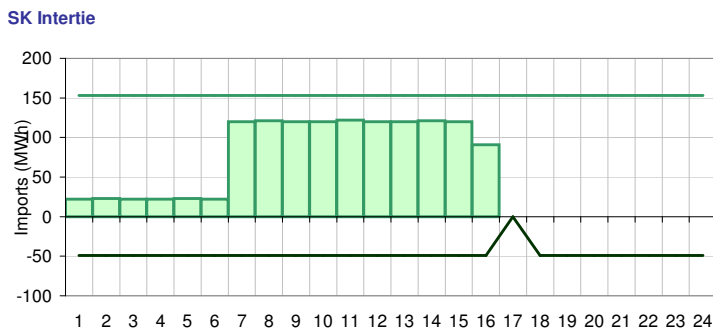
Dispatched TMR and DDS



BC Intertie



SK Intertie



Pool Price (\$/MWh)

	Today	This day last week	30 day rolling average	Year to date
average	\$ 39.88	\$ 43.28	\$ 46.36	\$ 44.53
on peak	NA	NA	\$ 53.07	\$ 51.49
off peak	\$ 39.88	\$ 43.28	\$ 37.13	\$ 34.61

Gas price

	Today	This day last week	30 day rolling average	Year to date
AECO-C (\$/GJ)	\$ 5.41	\$ 5.34	\$ 5.22	\$ 5.26
Heat rate (GJ/MWh)	7.37	8.11	8.88	8.47

Demand (MWh)

	Today	This day last week	30 day rolling average	Year to date
average	8235	8528	8597	8558
on peak	NA	NA	8974	8936
off peak	8235	8528	8043	7992

Coal

	Today	This day last week	30 day rolling average	Year to date
average AC/MC (%)	88.6%	89.2%	88.2%	88.5%
maximum AC/MC (%)	91.8%	92.4%		
minimum AC/MC (%)	84.6%	86.6%		

Gas + Other

	Today	This day last week	30 day rolling average	Year to date
average AC/MC (%)	68.7%	72.0%	72.3%	71.0%
maximum AC/MC (%)	70.6%	75.8%		
minimum AC/MC (%)	67.3%	67.6%		

Wind Generation (MWh)

	Today	This day last week
average	207	0
minimum	130	0
maximum	375	4

Transmission Must Run (MWh)

	Today	This day last week
average	92	95
minimum	91	92
maximum	97	97

Dispatch Down Service (MWh)

	Today	This day last week
average	92	95
minimum	91	91
maximum	97	102

Intertie

	Today	This day last week	30 day rolling average	Year to date
Mid-C On-Peak	\$ 49.03	NA	\$ 49.55	\$ 49.24
Mid-C Off-Peak	\$ 45.07	\$ 45.49	\$ 43.46	\$ 43.21
Minn Hub On-Peak	\$ 48.29	\$ 40.94	\$ 43.80	\$ 47.50
Minn Hub Off-Peak	\$ 32.81	\$ 27.03	\$ 25.39	\$ 27.70
Exchange rate (US:CDN)	1.04984	1.07109		

BC Import % of ATC

	Today	This day last week	30 day rolling average	Year to date
BC Import % of ATC	14.2%	36.3%	0.0%	0.0%
SK Import % of ATC	35.6%	18.0%	0.0%	0.0%
BC Export % of ATC	7.5%	3.6%	0.0%	0.0%
SK Export % of ATC	0.0%	0.0%	0.0%	0.0%

Summary of Average Pool Price and Gas price

