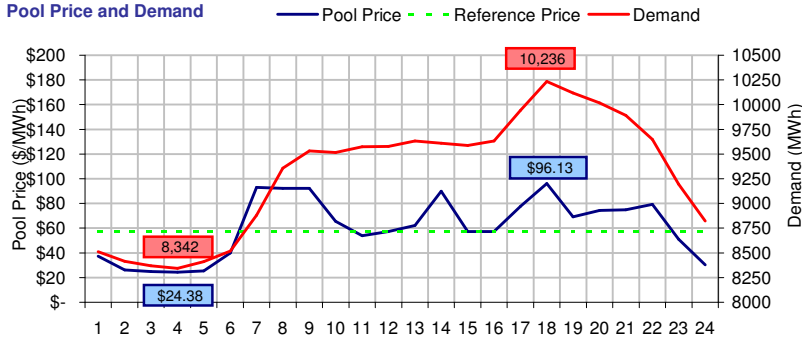
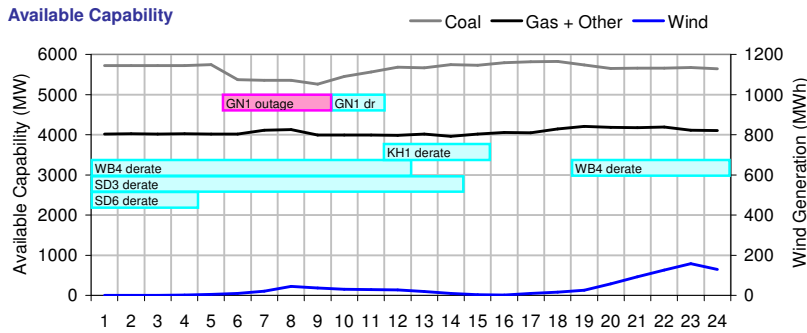


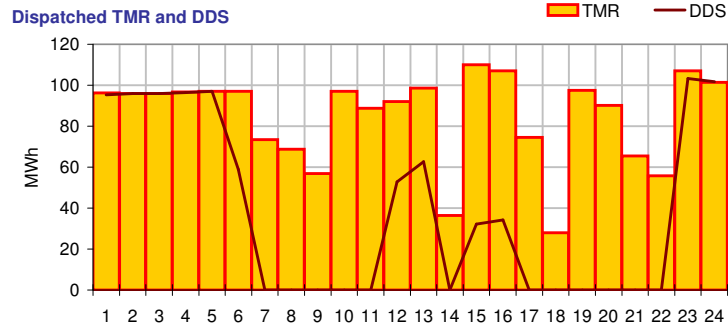
Pool Price and Demand



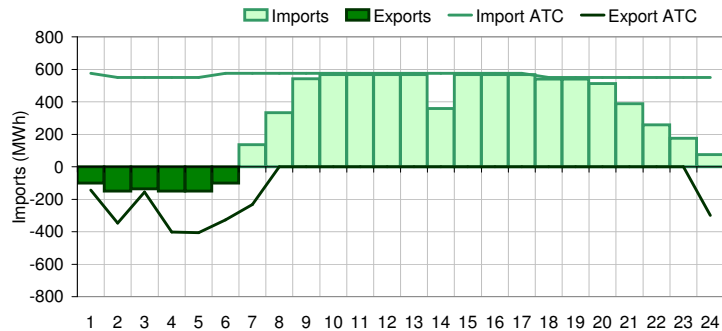
Available Capacity



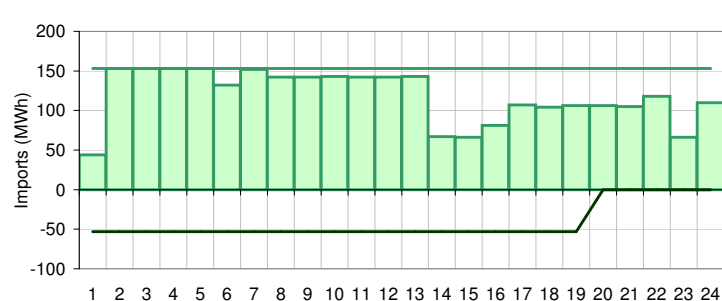
Dispatched TMR and DDS



BC Intertie



SK Intertie



Pool Price (\$/MWh)

	Today	This day last week	30 day rolling average	Year to date
average	\$ 60.47	\$ 68.76	\$ 56.12	\$ 48.16
on peak	\$ 71.88	\$ 82.37	\$ 71.42	\$ 61.81
off peak	\$ 37.65	\$ 41.54	\$ 33.23	\$ 28.85

Gas price

	Today	This day last week	30 day rolling average	Year to date
AECO-C (\$/GJ)	\$ 5.48	\$ 4.93	\$ 4.27	\$ 3.68
Heat rate (GJ/MWh)	11.03	13.96	13.15	13.07

Demand (MWh)

	Today	This day last week	30 day rolling average	Year to date
average	9305	9134	8511	7950
on peak	9691	9537	8922	8333
off peak	8533	8326	7891	7376

Coal

	Today	This day last week	30 day rolling average	Year to date
average AC/MC (%)	93.1%	89.3%	83.9%	84.0%
maximum AC/MC (%)	96.3%	90.9%		
minimum AC/MC (%)	86.9%	86.8%		

Gas + Other

	Today	This day last week	30 day rolling average	Year to date
average AC/MC (%)	71.2%	73.6%	71.4%	68.4%
maximum AC/MC (%)	73.7%	75.5%		
minimum AC/MC (%)	69.4%	72.0%		

Wind Generation (MWh)

	Today	This day last week	30 day rolling average	Year to date
average	35	0		
minimum	0	0		
maximum	158	4		

Transmission Must Run (MWh)

	Today	This day last week	30 day rolling average	Year to date
average	84	79		
minimum	28	24		
maximum	110	112		

Dispatch Down Service (MWh)

	Today	This day last week	30 day rolling average	Year to date
average	39	53		
minimum	0	0		
maximum	103	111		

Intertie

	Today	This day last week	30 day rolling average	Year to date
Mid-C On-Peak	\$ 60.45	\$ 57.52	\$ 45.05	\$ 34.72
Mid-C Off-Peak	\$ 51.23	\$ 46.73	\$ 36.32	\$ 27.50
Minn Hub On-Peak	\$ 50.87	\$ 44.51	\$ 31.83	\$ 30.12
Minn Hub Off-Peak	\$ 26.76	\$ 19.60	\$ 16.58	\$ 13.24
Exchange rate (US:CDN)	1.05970	1.05730		

BC Import % of ATC

	Today	This day last week	30 day rolling average	Year to date
BC Import % of ATC	57.8%	56.3%	34.6%	33.5%
SK Import % of ATC	77.1%	52.5%	71.0%	51.4%
BC Export % of ATC	33.9%	63.5%	27.8%	22.7%
SK Export % of ATC	0.0%	0.0%	0.0%	11.6%

Summary of Average Pool Price and Gas price

