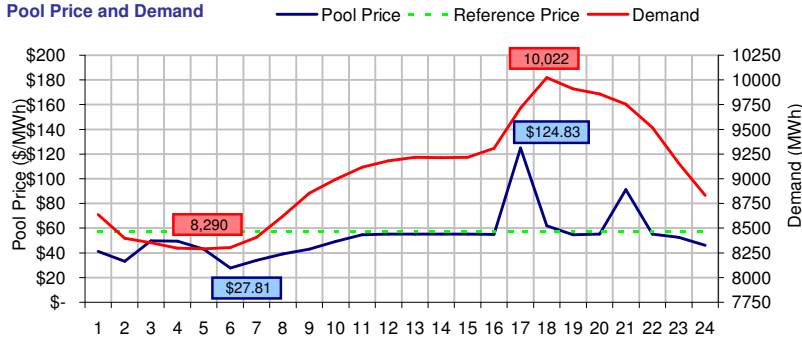
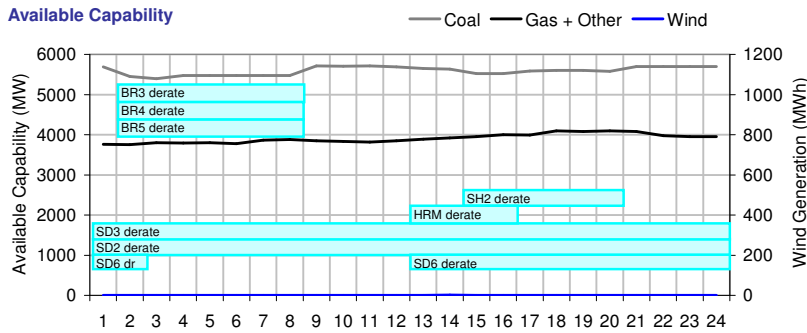


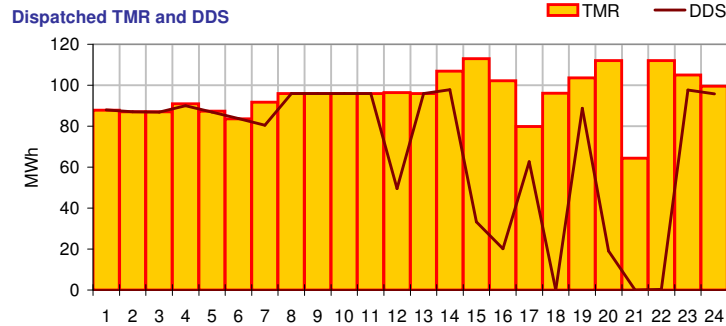
Pool Price and Demand



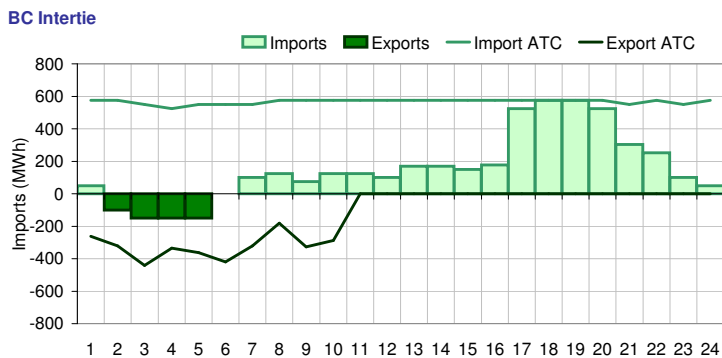
Available Capacity



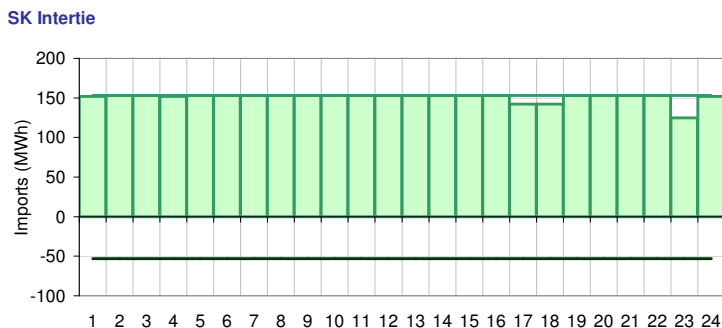
Dispatched TMR and DDS



BC Intertie



SK Intertie



Pool Price (\$/MWh)

	Today	This day last week	30 day rolling average	Year to date
average	\$ 53.37	\$ 55.38	\$ 55.13	\$ 48.12
on peak	NA	NA	\$ 70.04	\$ 61.78
off peak	\$ 53.37	\$ 55.38	\$ 32.61	\$ 28.82

Gas price

	Today	This day last week	30 day rolling average	Year to date
AECO-C (\$/GJ)	\$ 5.63	\$ 4.49	\$ 4.21	\$ 3.68
Heat rate (GJ/MWh)	9.48	12.33	13.10	13.08

Demand (MWh)

	Today	This day last week	30 day rolling average	Year to date
average	9049	8631	8464	7946
on peak	NA	NA	8860	8328
off peak	9049	8631	7852	7372

Coal

	Today	This day last week	30 day rolling average	Year to date
average AC/MC (%)	92.4%	90.4%	83.6%	83.9%
maximum AC/MC (%)	94.4%	92.4%		
minimum AC/MC (%)	89.1%	85.6%		

Gas + Other

	Today	This day last week	30 day rolling average	Year to date
average AC/MC (%)	68.5%	70.9%	71.4%	68.4%
maximum AC/MC (%)	71.8%	73.0%		
minimum AC/MC (%)	65.8%	69.5%		

Wind Generation (MWh)

	Today	This day last week	30 day rolling average	Year to date
average	0	149		
minimum	0	4		
maximum	2	378		

Transmission Must Run (MWh)

	Today	This day last week	30 day rolling average	Year to date
average	95	86		
minimum	64	11		
maximum	113	97		

Dispatch Down Service (MWh)

	Today	This day last week	30 day rolling average	Year to date
average	69	75		
minimum	0	0		
maximum	98	97		

Intertie

	Today	This day last week	30 day rolling average	Year to date
Mid-C On-Peak	NA	NA	\$ 44.69	\$ 34.64
Mid-C Off-Peak	\$ 51.23	\$ 46.73	\$ 35.62	\$ 27.44
Minn Hub On-Peak	\$ 42.39	\$ 27.55	\$ 31.27	\$ 30.07
Minn Hub Off-Peak	\$ 24.64	\$ 18.01	\$ 16.11	\$ 13.20
Exchange rate (US:CDN)	1.05970	1.05750		

	Today	This day last week	30 day rolling average	Year to date
BC Import % of ATC	31.4%	11.0%	34.3%	33.5%
SK Import % of ATC	98.6%	84.0%	71.0%	51.3%
BC Export % of ATC	16.9%	43.3%	27.4%	22.7%
SK Export % of ATC	0.0%	0.0%	0.0%	11.7%

Summary of Average Pool Price and Gas price

