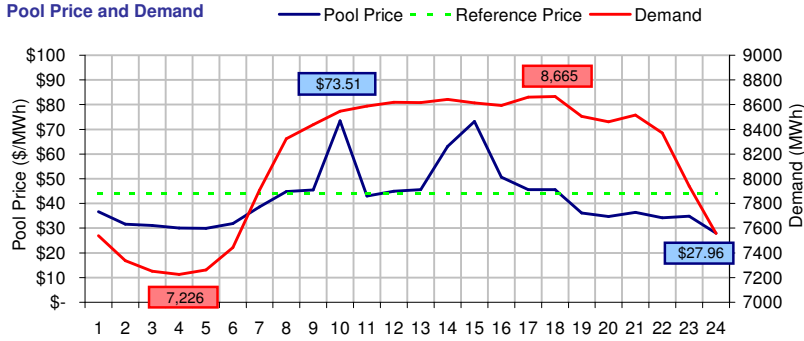
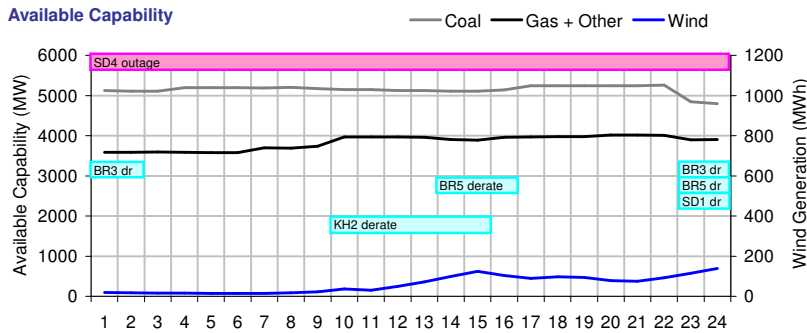


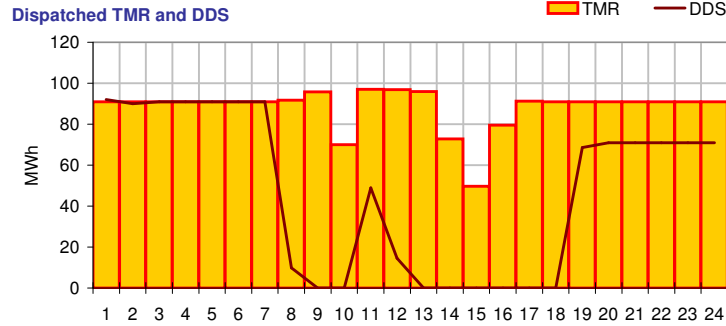
Pool Price and Demand



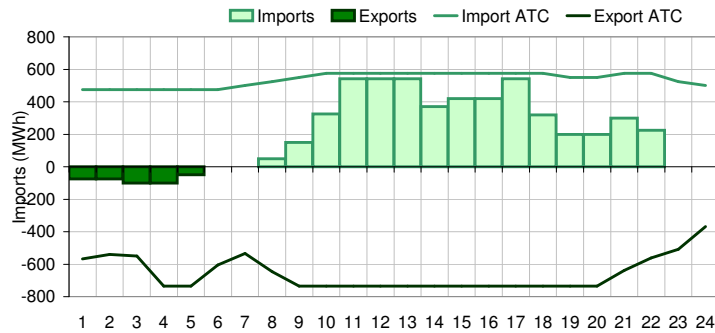
Available Capacity



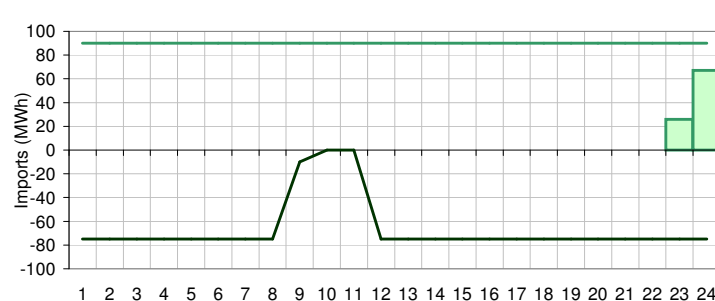
Dispatched TMR and DDS



BC Intertie



SK Intertie



Pool Price (\$/MWh)

	Today	This day last week	30 day rolling average	Year to date
average	\$ 42.07	\$ 48.72	\$ 35.43	\$ 41.20
on peak	\$ 46.99	\$ 57.43	\$ 42.80	\$ 48.48
off peak	\$ 32.21	\$ 31.28	\$ 24.41	\$ 30.64

Gas price

	Today	This day last week	30 day rolling average	Year to date
AECO-C (\$/GJ)	\$ 3.49	\$ 3.69	\$ 3.58	\$ 4.54
Heat rate (GJ/MWh)	12.04	13.20	9.90	9.07

Demand (MWh)

	Today	This day last week	30 day rolling average	Year to date
average	8151	7954	8001	8341
on peak	8506	8267	8349	8700
off peak	7440	7327	7480	7800

Coal

	Today	This day last week	30 day rolling average	Year to date
average AC/MC (%)	89.0%	79.8%	88.6%	88.4%
maximum AC/MC (%)	91.0%	82.1%		
minimum AC/MC (%)	83.0%	78.1%		

Gas + Other

	Today	This day last week	30 day rolling average	Year to date
average AC/MC (%)	67.7%	63.6%	65.2%	68.8%
maximum AC/MC (%)	70.9%	66.2%		
minimum AC/MC (%)	63.2%	60.9%		

Wind Generation (MWh)

	Today	This day last week	30 day rolling average	Year to date
average	60	448		
minimum	14	62		
maximum	139	548		

Transmission Must Run (MWh)

	Today	This day last week	30 day rolling average	Year to date
average	88	77		
minimum	50	21		
maximum	97	91		

Dispatch Down Service (MWh)

	Today	This day last week	30 day rolling average	Year to date
average	47	31		
minimum	0	0		
maximum	92	91		

Intertie

	Today	This day last week	30 day rolling average	Year to date
Mid-C On-Peak	\$ 41.77	\$ 37.62	\$ 40.75	\$ 45.19
Mid-C Off-Peak	\$ 32.01	\$ 29.84	\$ 33.03	\$ 39.20
Minn Hub On-Peak	\$ 34.36	\$ 30.10	\$ 28.48	\$ 39.44
Minn Hub Off-Peak	\$ 17.31	\$ 14.05	\$ 15.25	\$ 23.19
Exchange rate (US:CDN)	1.00322	1.00475		

	Today	This day last week	30 day rolling average	Year to date
BC Import % of ATC	40.0%	59.4%	15.8%	22.4%
SK Import % of ATC	4.3%	14.5%	12.2%	22.8%
BC Export % of ATC	2.5%	0.0%	33.4%	28.5%
SK Export % of ATC	0.0%	0.0%	11.0%	11.4%

Summary of Average Pool Price and Gas price

