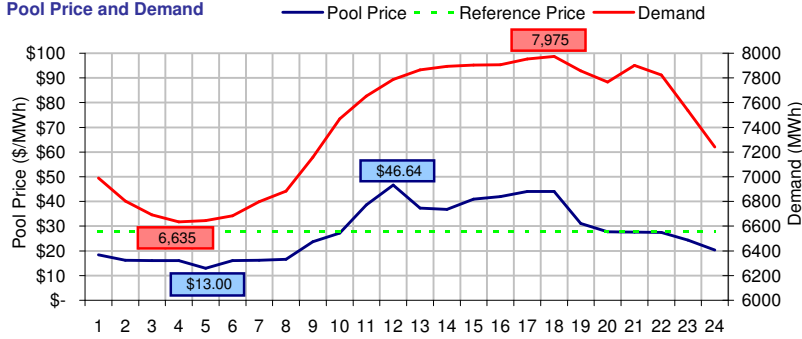
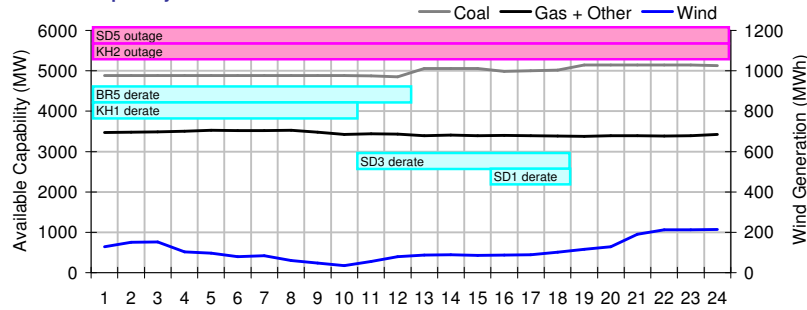


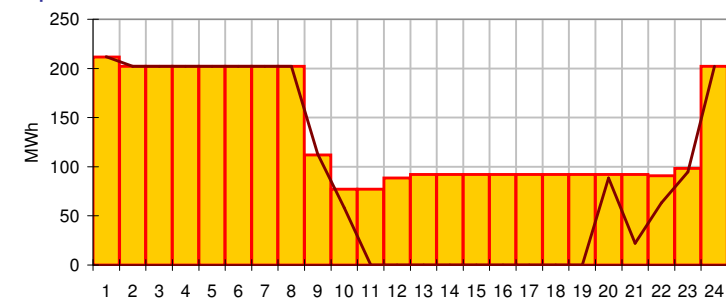
Pool Price and Demand



Available Capacity



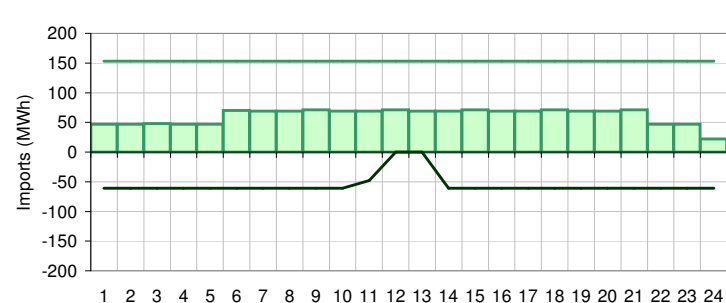
Dispatched TMR and DDS



BC Intertie



SK Intertie



Pool Price (\$/MWh)

	Today	This day last week	30 day rolling average	Year to date
average	\$ 27.86	\$ 34.07	\$ 50.66	\$ 46.37
on peak	\$ 33.52	\$ 41.55	\$ 71.92	\$ 58.43
off peak	\$ 16.54	\$ 19.10	\$ 17.68	\$ 29.19

Gas price

	Today	This day last week	30 day rolling average	Year to date
AECO-C (\$/GJ)	\$ 2.74	\$ 2.66	\$ 2.39	\$ 3.60
Heat rate (GJ/MWh)	10.18	12.82	21.21	12.89

Demand (MWh)

	Today	This day last week	30 day rolling average	Year to date
average	7409	7418	7786	7901
on peak	7708	7656	8212	8276
off peak	6810	6941	7137	7341

Coal

	Today	This day last week	30 day rolling average	Year to date
average AC/MC (%)	82.9%	77.2%	85.6%	83.8%
maximum AC/MC (%)	85.6%	80.1%		
minimum AC/MC (%)	80.8%	73.4%		

Gas + Other

	Today	This day last week	30 day rolling average	Year to date
average AC/MC (%)	64.4%	69.6%	69.0%	68.3%
maximum AC/MC (%)	66.1%	72.2%		
minimum AC/MC (%)	63.3%	67.1%		

Wind Generation (MWh)

	Today	This day last week
average	112	35
minimum	36	0
maximum	214	125

Transmission Must Run (MWh)

	Today	This day last week
average	133	132
minimum	77	36
maximum	211	205

Dispatch Down Service (MWh)

	Today	This day last week
average	94	92
minimum	0	0
maximum	212	207

Intertie

	Today	This day last week	30 day rolling average	Year to date
Mid-C On-Peak	\$ 40.36	\$ 32.31	\$ 36.89	\$ 31.68
Mid-C Off-Peak	\$ 24.05	\$ 20.25	\$ 25.67	\$ 25.02
Minn Hub On-Peak	\$ 23.96	\$ 24.50	\$ 23.77	\$ 29.90
Minn Hub Off-Peak	\$ 9.96	\$ 7.81	\$ 6.71	\$ 12.91
Exchange rate (US:CDN)	1.07695	1.09650		

	Today	This day last week	30 day rolling average	Year to date
BC Import % of ATC	0.0%	0.0%	8.0%	37.1%
SK Import % of ATC	40.0%	95.6%	79.4%	51.9%
BC Export % of ATC	0.0%	0.0%	23.2%	14.7%
SK Export % of ATC	0.0%	0.0%	0.7%	15.8%

Summary of Average Pool Price and Gas price

