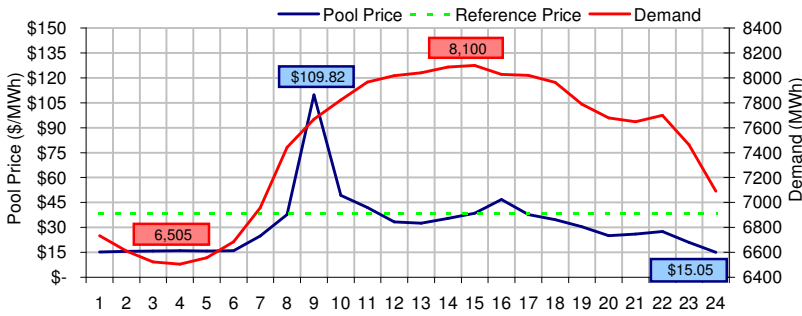
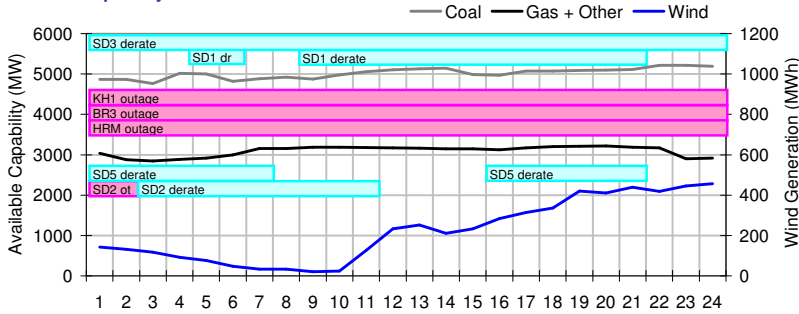


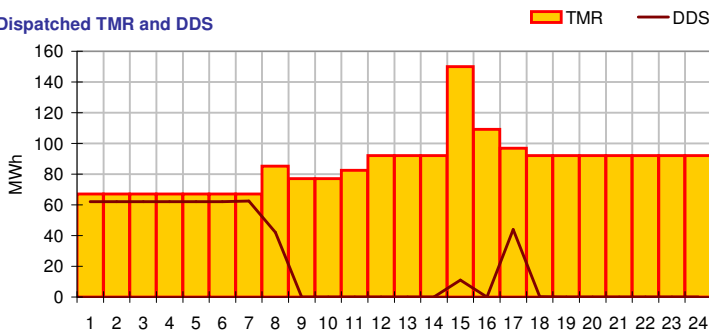
### Pool Price and Demand



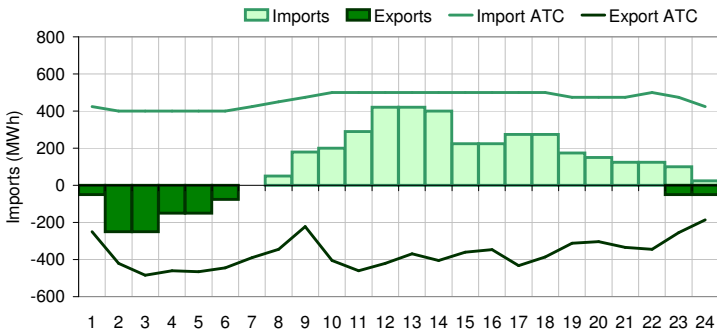
### Available Capacity



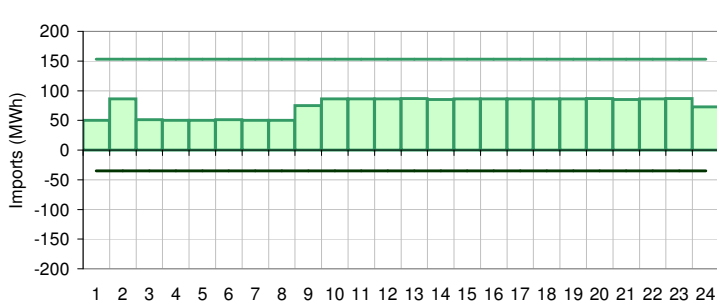
### Dispatched TMR and DDS



### BC Intertie



### SK Intertie



### Pool Price (\$/MWh)

	Today	This day last week	30 day rolling average	Year to date
average	\$ 31.74	\$ 28.46	\$ 28.57	\$ 53.24
on peak	\$ 39.23	\$ 34.65	\$ 34.47	\$ 63.79
off peak	\$ 16.78	\$ 16.08	\$ 20.30	\$ 39.10

### Gas price

	Today	This day last week	30 day rolling average	Year to date
AECO-C (\$/GJ)	\$ 3.98	\$ 3.24	\$ 3.36	\$ 4.27
Heat rate (GJ/MWh)	7.97	8.78	8.50	12.46

### Demand (MWh)

	Today	This day last week	30 day rolling average	Year to date
average	7462	7414	7490	8082
on peak	7840	7790	7855	8429
off peak	6708	6662	6986	7573

### Coal

	Today	This day last week	30 day rolling average	Year to date
average AC/MC (%)	83.5%	85.2%	84.2%	83.1%
maximum AC/MC (%)	86.8%	87.2%		
minimum AC/MC (%)	79.2%	84.1%		

### Gas + Other

	Today	This day last week	30 day rolling average	Year to date
average AC/MC (%)	59.2%	59.5%	62.5%	69.6%
maximum AC/MC (%)	61.7%	62.1%		
minimum AC/MC (%)	54.5%	56.4%		

### Wind Generation (MWh)

	Today	This day last week
average	221	282
minimum	20	91
maximum	457	416

### Transmission Must Run (MWh)

	Today	This day last week
average	86	98
minimum	67	68
maximum	150	106

### Dispatch Down Service (MWh)

	Today	This day last week
average	22	68
minimum	0	0
maximum	62	103

### Intertie

	Today	This day last week	30 day rolling average	Year to date
Mid-C On-Peak	\$ 33.28	\$ 29.14	\$ 22.24	\$ 32.26
Mid-C Off-Peak	\$ 28.51	\$ 23.31	\$ 15.86	\$ 28.43
Minn Hub On-Peak	\$ 34.80	\$ 28.76	\$ 25.99	\$ 34.22
Minn Hub Off-Peak	\$ 16.10	\$ 10.07	\$ 9.55	\$ 18.15
Exchange rate (US:CDN)	1.15034	1.18596		

### BC Import % of ATC

	Today	This day last week	30 day rolling average	Year to date
BC Import % of ATC	33.0%	11.0%	25.2%	39.8%
SK Import % of ATC	48.8%	69.1%	46.8%	42.8%
BC Export % of ATC	11.6%	36.0%	10.9%	15.6%
SK Export % of ATC	0.0%	1058.8%	43.5%	19.4%

### Summary of Average Pool Price and Gas price

