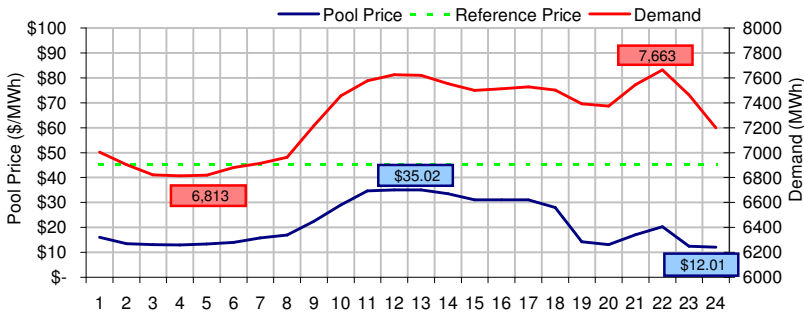
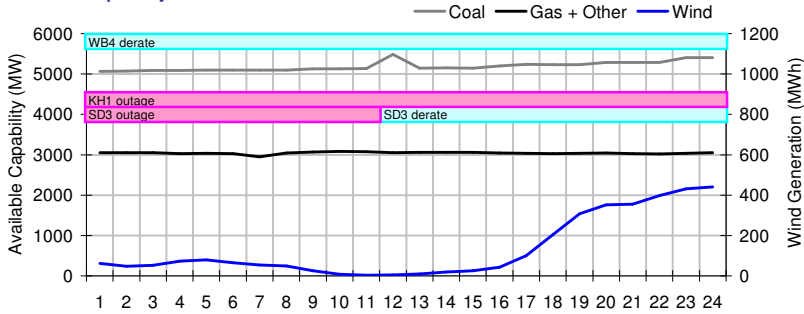


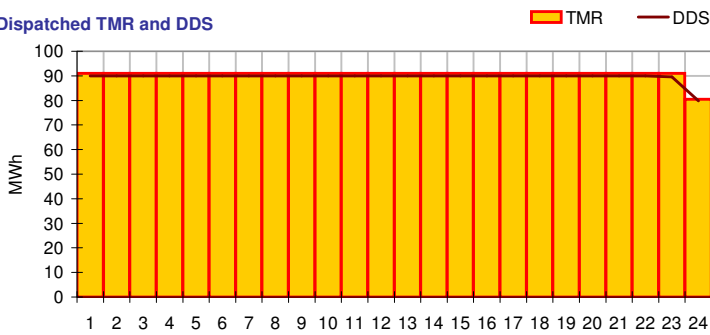
Pool Price and Demand



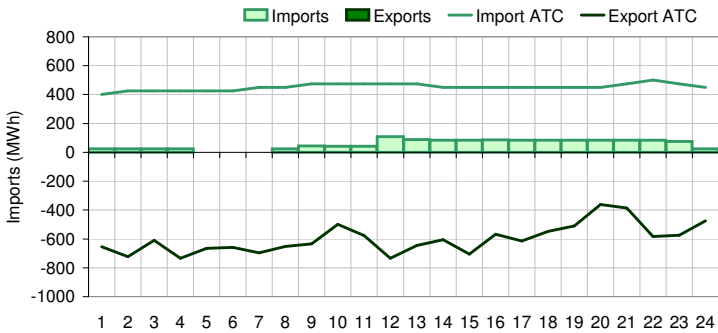
Available Capacity



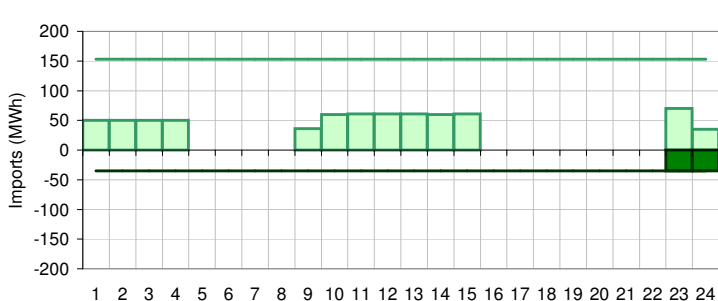
Dispatched TMR and DDS



BC Intertie



SK Intertie



Pool Price (\$/MWh)

	Today	This day last week	30 day rolling average	Year to date
average	\$ 21.50	\$ 38.67	\$ 39.04	\$ 60.57
on peak	\$ 25.32	\$ 40.37	\$ 45.96	\$ 72.11
off peak	\$ 13.86	\$ 35.29	\$ 27.80	\$ 44.62

Gas price

	Today	This day last week	30 day rolling average	Year to date
AECO-C (\$/GJ)	\$ 3.23	\$ 3.66	\$ 3.72	\$ 4.55
Heat rate (GJ/MWh)	6.66	10.58	10.50	13.32

Demand (MWh)

	Today	This day last week	30 day rolling average	Year to date
average	7285	7634	7893	8258
on peak	7468	7808	8190	8594
off peak	6920	7288	7432	7748

Coal

	Today	This day last week	30 day rolling average	Year to date
average AC/MC (%)	86.4%	84.7%	84.1%	82.7%
maximum AC/MC (%)	91.3%	85.7%		
minimum AC/MC (%)	84.2%	83.5%		

Gas + Other

	Today	This day last week	30 day rolling average	Year to date
average AC/MC (%)	58.3%	61.7%	67.9%	71.7%
maximum AC/MC (%)	59.0%	62.2%		
minimum AC/MC (%)	56.5%	61.2%		

Wind Generation (MWh)

	Today	This day last week	30 day rolling average	Year to date
average	133	9		
minimum	3	0		
maximum	440	48		

Transmission Must Run (MWh)

	Today	This day last week	30 day rolling average	Year to date
average	91	93		
minimum	81	51		
maximum	91	101		

Dispatch Down Service (MWh)

	Today	This day last week	30 day rolling average	Year to date
average	90	68		
minimum	80	0		
maximum	90	98		

Intertie

	Today	This day last week	30 day rolling average	Year to date
Mid-C On-Peak	\$ 28.55	\$ 32.69	\$ 28.08	\$ 35.11
Mid-C Off-Peak	\$ 25.09	\$ 31.93	\$ 26.02	\$ 32.12
Minn Hub On-Peak	\$ 34.36	\$ 28.83	\$ 27.70	\$ 36.64
Minn Hub Off-Peak	\$ 16.87	\$ 16.26	\$ 12.97	\$ 20.70
Exchange rate (US:CDN)	1.22700	1.23812		

BC Import % of ATC

	Today	This day last week	30 day rolling average	Year to date
BC Import % of ATC	12.1%	26.8%	33.3%	44.0%
SK Import % of ATC	19.2%	39.8%	26.6%	41.4%
BC Export % of ATC	0.0%	10.7%	9.7%	16.9%
SK Export % of ATC	8.3%	78.1%	30.5%	12.3%

Summary of Average Pool Price and Gas price

