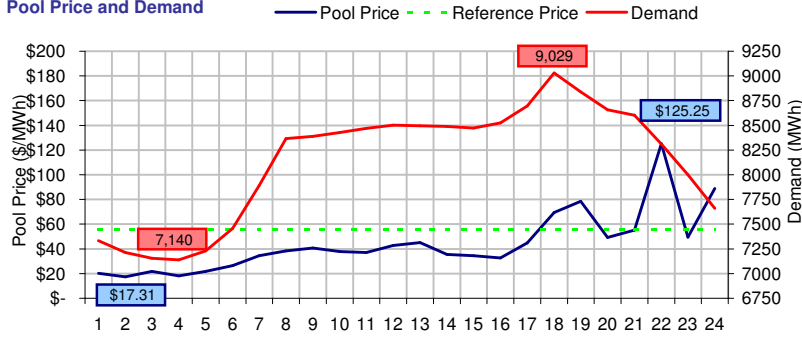
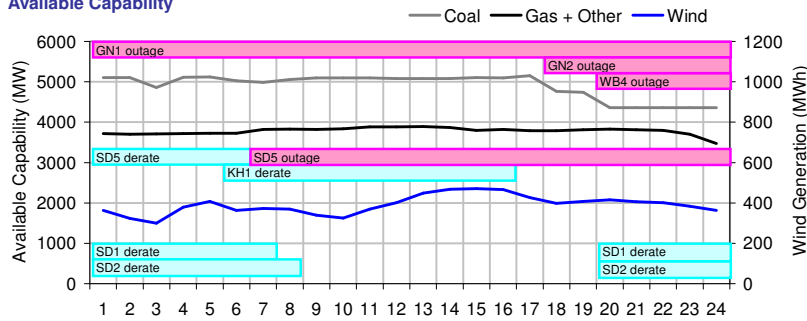


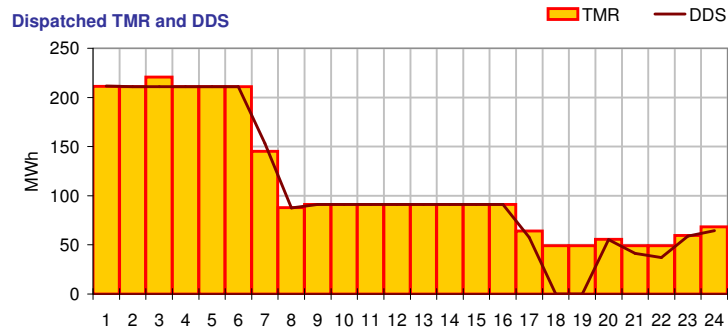
Pool Price and Demand



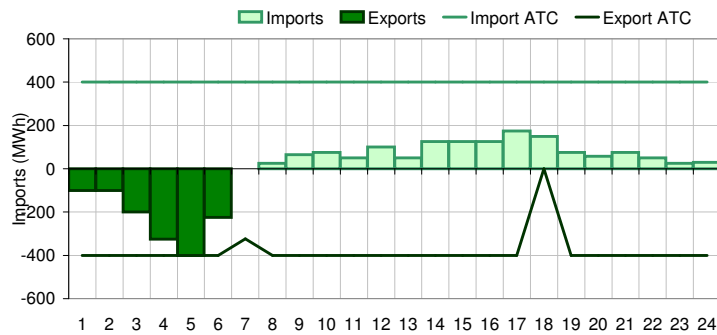
Available Capacity



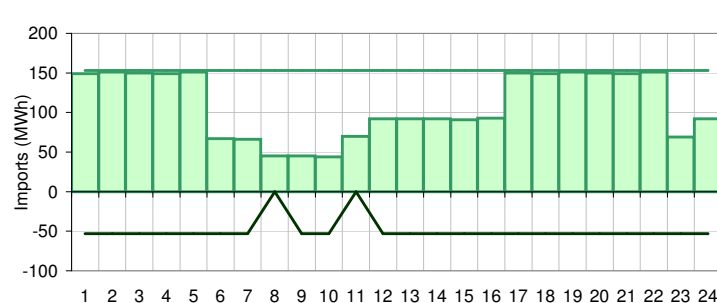
Dispatched TMR and DDS



BC Intertie



SK Intertie



Pool Price (\$/MWh)

	Today	This day last week	30 day rolling average	Year to date
average	\$ 44.38	\$ 125.32	\$ 44.88	\$ 47.43
on peak	\$ 51.00	\$ 171.41	\$ 55.55	\$ 60.93
off peak	\$ 31.16	\$ 33.14	\$ 28.78	\$ 28.34

Gas price

	Today	This day last week	30 day rolling average	Year to date
AECO-C (\$/GJ)	\$ 3.44	\$ 4.47	\$ 4.17	\$ 3.63
Heat rate (GJ/MWh)	12.89	28.05	10.77	13.05

Demand (MWh)

	Today	This day last week	30 day rolling average	Year to date
average	8139	8102	8028	7896
on peak	8517	8450	8422	8278
off peak	7384	7404	7419	7326

Coal

	Today	This day last week	30 day rolling average	Year to date
average AC/MC (%)	80.9%	72.6%	83.3%	84.1%
maximum AC/MC (%)	85.1%	74.4%		
minimum AC/MC (%)	72.0%	69.6%		

Gas + Other

	Today	This day last week	30 day rolling average	Year to date
average AC/MC (%)	66.9%	70.1%	69.1%	68.1%
maximum AC/MC (%)	68.9%	72.9%		
minimum AC/MC (%)	61.4%	67.8%		

Wind Generation (MWh)

	Today	This day last week	30 day rolling average	Year to date
average	390	290		
minimum	299	220		
maximum	471	446		

Transmission Must Run (MWh)

	Today	This day last week	30 day rolling average	Year to date
average	112	80		
minimum	49	10		
maximum	221	217		

Dispatch Down Service (MWh)

	Today	This day last week	30 day rolling average	Year to date
average	106	51		
minimum	0	0		
maximum	212	216		

Intertie

	Today	This day last week	30 day rolling average	Year to date
Mid-C On-Peak	\$ 41.65	\$ 42.18	\$ 44.75	\$ 33.59
Mid-C Off-Peak	\$ 35.70	\$ 34.03	\$ 36.94	\$ 26.56
Minn Hub On-Peak	\$ 33.27	\$ 38.33	\$ 33.33	\$ 29.96
Minn Hub Off-Peak	\$ 15.70	\$ 27.68	\$ 14.80	\$ 12.89
Exchange rate (US:CDN)	1.06467	1.08021		

	Today	This day last week	30 day rolling average	Year to date
BC Import % of ATC	14.3%	53.4%	21.0%	33.2%
SK Import % of ATC	71.0%	61.5%	39.8%	49.0%
BC Export % of ATC	14.8%	32.0%	56.7%	22.4%
SK Export % of ATC	0.0%	0.0%	0.7%	12.9%

Summary of Average Pool Price and Gas price

