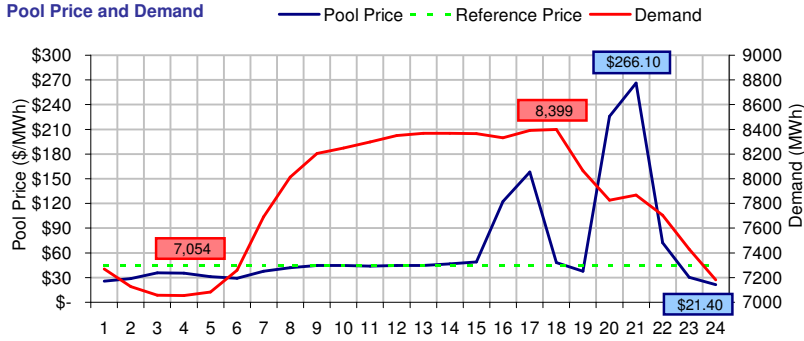
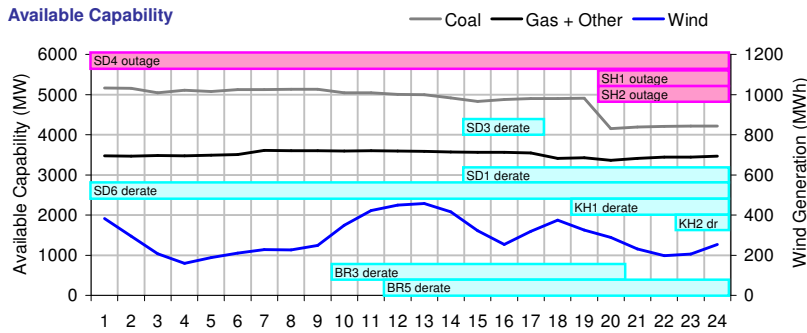


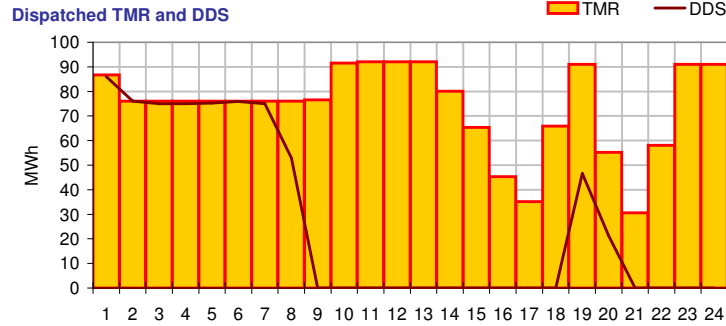
**Pool Price and Demand**



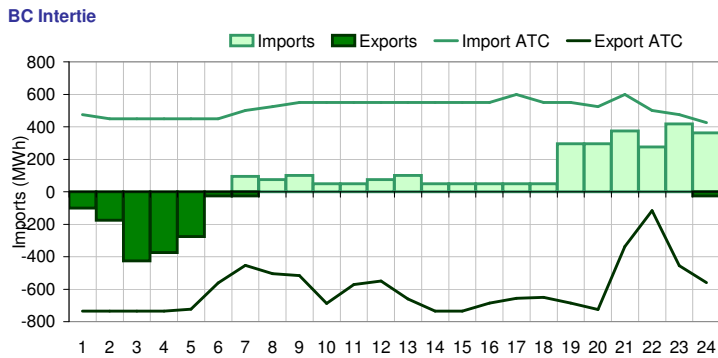
**Available Capability**



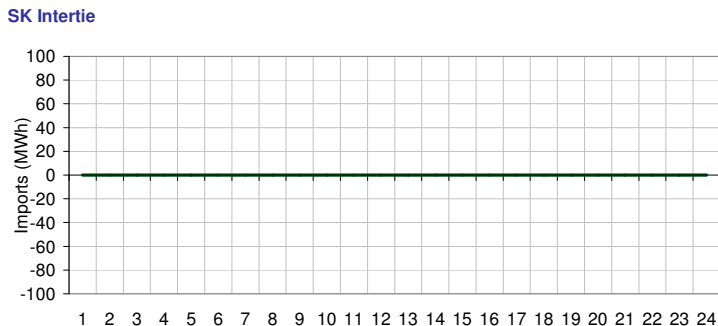
**Dispatched TMR and DDS**



**BC Intertie**



**SK Intertie**



**Pool Price (\$/MWh)**

	Today	This day last week	30 day rolling average	Year to date
average	\$ 65.19	\$ 34.05	\$ 34.38	\$ 41.24
on peak	\$ 82.54	\$ 38.62	\$ 46.72	\$ 48.49
off peak	\$ 30.50	\$ 24.90	\$ 24.41	\$ 30.67

**Gas price**

	Today	This day last week	30 day rolling average	Year to date
AECO-C (\$/GJ)	\$ 3.47	\$ 3.49	\$ 3.64	\$ 4.60
Heat rate (GJ/MWh)	18.80	9.77	9.43	8.97

**Demand (MWh)**

	Today	This day last week	30 day rolling average	Year to date
average	7831	8060	8049	8362
on peak	8139	8335	8392	8719
off peak	7216	7510	7535	7820

**Coal**

	Today	This day last week	30 day rolling average	Year to date
average AC/MC (%)	83.9%	97.0%	89.1%	88.6%
maximum AC/MC (%)	89.3%	98.2%		
minimum AC/MC (%)	71.8%	94.9%		

**Gas + Other**

	Today	This day last week	30 day rolling average	Year to date
average AC/MC (%)	62.0%	61.3%	65.6%	69.0%
maximum AC/MC (%)	63.7%	62.9%		
minimum AC/MC (%)	59.4%	59.8%		

**Wind Generation (MWh)**

	Today	This day last week	30 day rolling average	Year to date
average	292	304		
minimum	159	113		
maximum	457	452		

**Transmission Must Run (MWh)**

	Today	This day last week	30 day rolling average	Year to date
average	74	88		
minimum	31	51		
maximum	92	97		

**Dispatch Down Service (MWh)**

	Today	This day last week	30 day rolling average	Year to date
average	27	86		
minimum	0	3		
maximum	86	97		

**Intertie**

	Today	This day last week	30 day rolling average	Year to date
Mid-C On-Peak	\$ 41.31	\$ 40.26	\$ 40.73	\$ 45.17
Mid-C Off-Peak	\$ 32.41	\$ 32.76	\$ 33.33	\$ 39.25
Minn Hub On-Peak	\$ 33.28	\$ 21.77	\$ 27.65	\$ 39.80
Minn Hub Off-Peak	\$ 16.77	\$ 12.51	\$ 15.71	\$ 23.50
Exchange rate (US:CDN)	1.00101	1.01587		

BC Import % of ATC	22.7%	7.9%	15.5%	21.9%
SK Import % of ATC	0.0%	35.2%	11.5%	23.5%
BC Export % of ATC	9.8%	34.0%	35.9%	29.8%
SK Export % of ATC	0.0%	24.7%	11.5%	12.0%

**Summary of Average Pool Price and Gas price**

