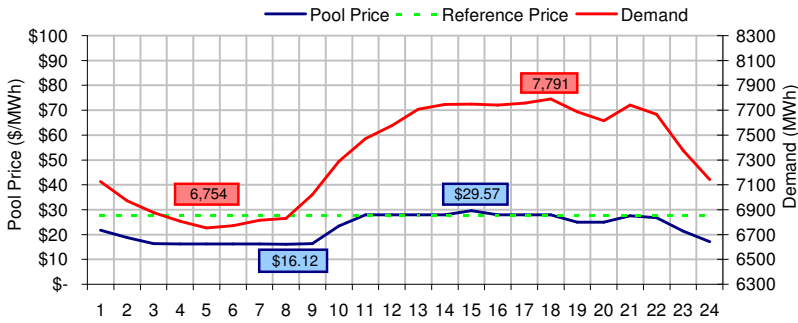
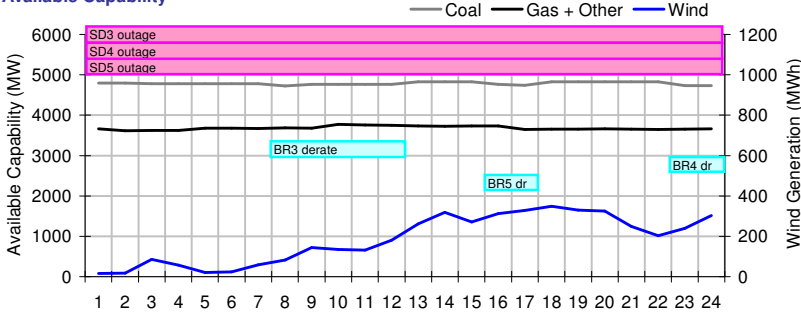


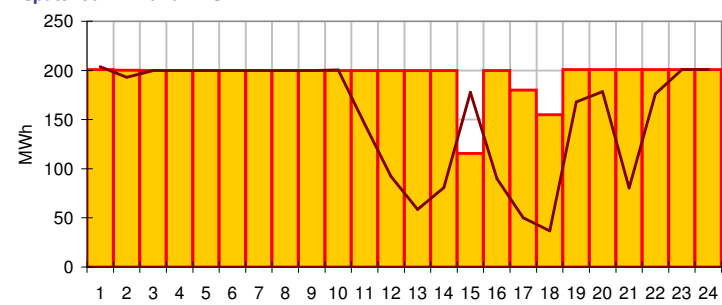
**Pool Price and Demand**



**Available Capacity**



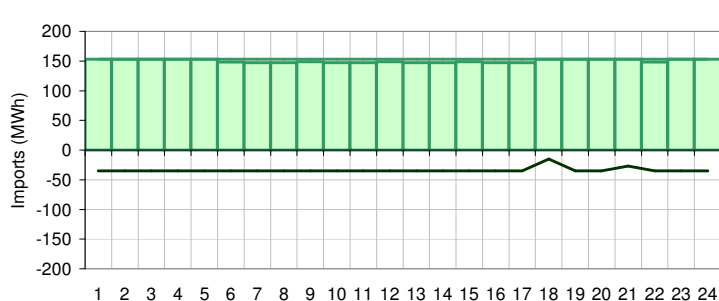
**Dispatched TMR and DDS**



**BC Intertie**



**SK Intertie**



**Pool Price (\$/MWh)**

	Today	This day last week	30 day rolling average	Year to date
average	\$ 22.74	\$ 43.44	\$ 52.28	\$ 46.93
on peak	NA	NA	\$ 76.15	\$ 59.27
off peak	\$ 22.74	\$ 43.44	\$ 18.94	\$ 29.59

**Gas price**

	Today	This day last week	30 day rolling average	Year to date
AECO-C (\$/GJ)	\$ 2.53	\$ 2.18	\$ 2.43	\$ 3.62
Heat rate (GJ/MWh)	8.97	19.96	21.51	12.97

**Demand (MWh)**

	Today	This day last week	30 day rolling average	Year to date
average	7335	7632	7811	7909
on peak	NA	NA	8254	8285
off peak	7335	7632	7194	7353

**Coal**

	Today	This day last week	30 day rolling average	Year to date
average AC/MC (%)	79.6%	83.7%	85.5%	83.8%
maximum AC/MC (%)	80.4%	86.8%		
minimum AC/MC (%)	78.6%	80.0%		

**Gas + Other**

	Today	This day last week	30 day rolling average	Year to date
average AC/MC (%)	69.0%	65.5%	69.4%	68.4%
maximum AC/MC (%)	70.7%	67.9%		
minimum AC/MC (%)	67.7%	64.4%		

**Wind Generation (MWh)**

	Today	This day last week	30 day rolling average	Year to date
average	185	40		
minimum	16	1		
maximum	349	164		

**Transmission Must Run (MWh)**

	Today	This day last week	30 day rolling average	Year to date
average	194	74		
minimum	115	36		
maximum	201	216		

**Dispatch Down Service (MWh)**

	Today	This day last week	30 day rolling average	Year to date
average	156	43		
minimum	37	0		
maximum	204	136		

**Intertie**

	Today	This day last week	30 day rolling average	Year to date
Mid-C On-Peak	NA	NA	\$ 37.70	\$ 31.59
Mid-C Off-Peak	\$ 21.44	\$ 29.32	\$ 28.27	\$ 25.13
Minn Hub On-Peak	\$ 25.33	\$ 17.16	\$ 25.66	\$ 30.07
Minn Hub Off-Peak	\$ 11.44	\$ 1.09	\$ 6.82	\$ 13.02
Exchange rate (US:CDN)	1.08927	1.09200		

	Today	This day last week	30 day rolling average	Year to date
BC Import % of ATC	0.0%	23.5%	10.2%	38.0%
SK Import % of ATC	98.1%	96.7%	73.9%	51.8%
BC Export % of ATC	0.0%	7.6%	30.0%	15.0%
SK Export % of ATC	0.0%	0.0%	0.0%	16.1%

**Summary of Average Pool Price and Gas price**

