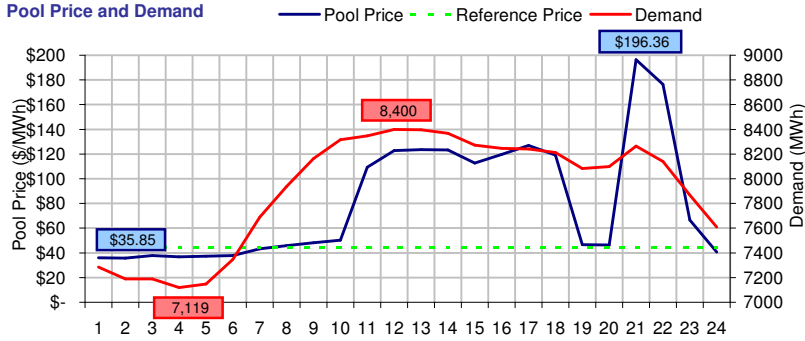
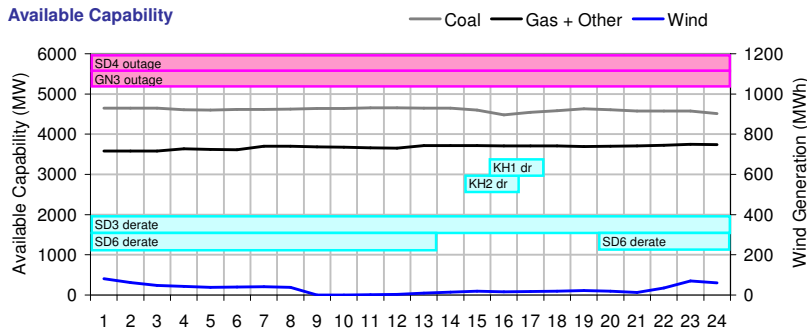


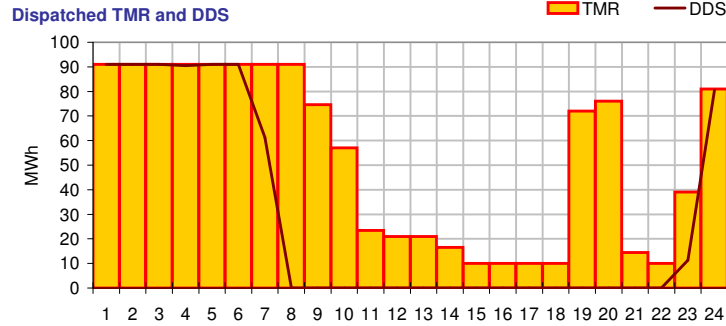
Pool Price and Demand



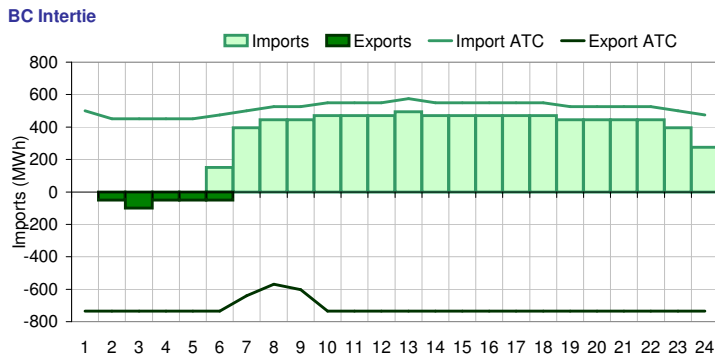
Available Capacity



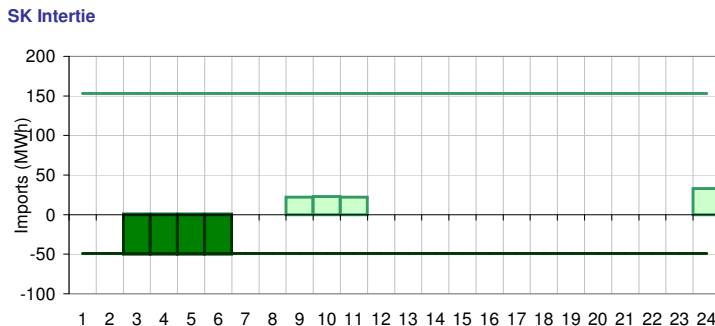
Dispatched TMR and DDS



BC Intertie



SK Intertie



Pool Price (\$/MWh)

	Today	This day last week	30 day rolling average	Year to date
average	\$ 80.81	\$ 23.67	\$ 36.49	\$ 40.97
on peak	\$ 102.12	\$ 28.59	\$ 45.03	\$ 48.07
off peak	\$ 38.19	\$ 13.84	\$ 24.27	\$ 30.68

Gas price

	Today	This day last week	30 day rolling average	Year to date
AECO-C (\$/GJ)	\$ 3.62	\$ 3.41	\$ 3.71	\$ 4.63
Heat rate (GJ/MWh)	22.31	6.94	9.85	8.85

Demand (MWh)

	Today	This day last week	30 day rolling average	Year to date
average	7914	8060	8080	8377
on peak	8210	8411	8436	8738
off peak	7322	7358	7582	7837

Coal

	Today	This day last week	30 day rolling average	Year to date
average AC/MC (%)	79.7%	93.5%	88.7%	88.8%
maximum AC/MC (%)	80.6%	94.2%		
minimum AC/MC (%)	77.5%	92.1%		

Gas + Other

	Today	This day last week	30 day rolling average	Year to date
average AC/MC (%)	65.0%	64.3%	66.2%	69.2%
maximum AC/MC (%)	66.2%	65.4%		
minimum AC/MC (%)	63.3%	63.2%		

Wind Generation (MWh)

	Today	This day last week	30 day rolling average	Year to date
average	30	426		
minimum	0	260		
maximum	81	542		

Transmission Must Run (MWh)

	Today	This day last week	30 day rolling average	Year to date
average	53	95		
minimum	10	90		
maximum	91	97		

Dispatch Down Service (MWh)

	Today	This day last week	30 day rolling average	Year to date
average	29	91		
minimum	0	62		
maximum	91	97		

Intertie

	Today	This day last week	30 day rolling average	Year to date
Mid-C On-Peak	\$ 38.39	\$ 37.02	\$ 40.99	\$ 45.36
Mid-C Off-Peak	\$ 33.17	\$ 28.04	\$ 34.14	\$ 39.50
Minn Hub On-Peak	\$ 26.78	\$ 30.32	\$ 27.78	\$ 40.06
Minn Hub Off-Peak	\$ 11.37	\$ 14.40	\$ 16.63	\$ 23.80
Exchange rate (US:CDN)	1.01057	1.02599		

	Today	This day last week	30 day rolling average	Year to date
BC Import % of ATC	65.8%	0.0%	12.7%	21.7%
SK Import % of ATC	2.8%	14.6%	12.5%	24.0%
BC Export % of ATC	1.7%	71.5%	41.1%	30.6%
SK Export % of ATC	17.0%	10.4%	10.9%	12.4%

Summary of Average Pool Price and Gas price

