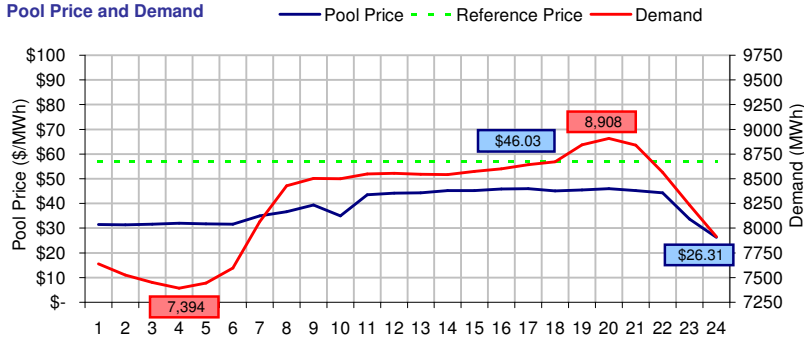
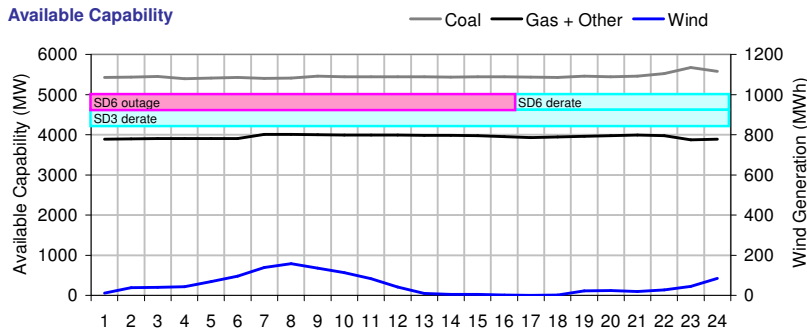


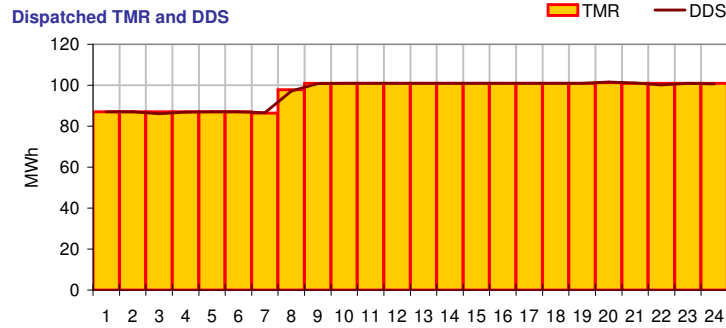
**Pool Price and Demand**



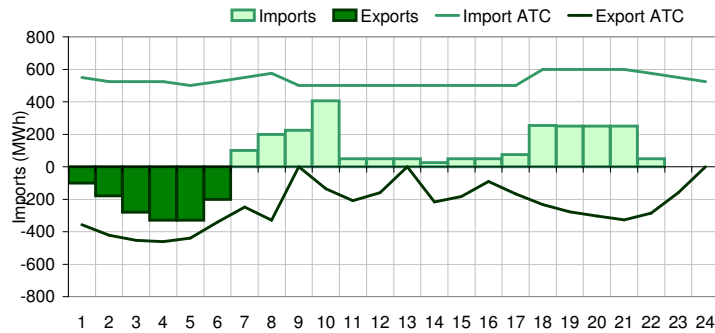
**Available Capacity**



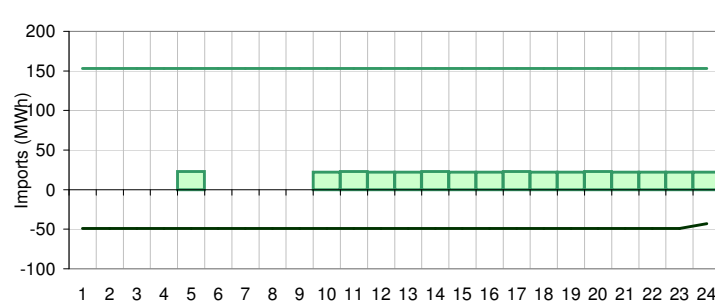
**Dispatched TMR and DDS**



**BC Intertie**



**SK Intertie**



**Pool Price (\$/MWh)**

	Today	This day last week	30 day rolling average	Year to date
average	\$ 39.01	\$ 39.09	\$ 43.23	\$ 43.47
on peak	\$ 42.83	\$ 41.36	\$ 48.78	\$ 49.78
off peak	\$ 31.37	\$ 34.56	\$ 34.81	\$ 34.03

**Gas price**

	Today	This day last week	30 day rolling average	Year to date
AECO-C (\$/GJ)	\$ 4.34	\$ 4.58	\$ 4.87	\$ 5.08
Heat rate (GJ/MWh)	8.99	8.53	8.88	8.55

**Demand (MWh)**

	Today	This day last week	30 day rolling average	Year to date
average	8272	8559	8464	8509
on peak	8594	8857	8804	8872
off peak	7629	7961	7927	7948

**Coal**

	Today	This day last week	30 day rolling average	Year to date
average AC/MC (%)	90.1%	90.5%	88.7%	88.6%
maximum AC/MC (%)	93.7%	93.8%		
minimum AC/MC (%)	89.1%	82.6%		

**Gas + Other**

	Today	This day last week	30 day rolling average	Year to date
average AC/MC (%)	69.8%	67.5%	70.5%	70.6%
maximum AC/MC (%)	70.8%	70.1%		
minimum AC/MC (%)	68.4%	65.0%		

**Wind Generation (MWh)**

	Today	This day last week	30 day rolling average	Year to date
average	50	417		
minimum	1	297		
maximum	157	512		

**Transmission Must Run (MWh)**

	Today	This day last week	30 day rolling average	Year to date
average	97	109		
minimum	86	92		
maximum	101	156		

**Dispatch Down Service (MWh)**

	Today	This day last week	30 day rolling average	Year to date
average	97	56		
minimum	86	0		
maximum	102	97		

**Intertie**

	Today	This day last week	30 day rolling average	Year to date
Mid-C On-Peak	\$ 40.73	\$ 42.90	\$ 46.60	\$ 47.60
Mid-C Off-Peak	\$ 35.81	\$ 39.71	\$ 42.00	\$ 42.18
Minn Hub On-Peak	\$ 37.94	\$ 48.78	\$ 44.56	\$ 46.17
Minn Hub Off-Peak	\$ 28.39	\$ 29.17	\$ 27.30	\$ 27.39
Exchange rate (US:CDN)	1.03241	1.05488		

	Today	This day last week	30 day rolling average	Year to date
BC Import % of ATC	18.2%	9.8%	0.0%	0.0%
SK Import % of ATC	9.7%	14.6%	0.0%	0.0%
BC Export % of ATC	24.5%	20.1%	0.0%	0.0%
SK Export % of ATC	0.0%	25.5%	0.0%	0.0%

**Summary of Average Pool Price and Gas price**

