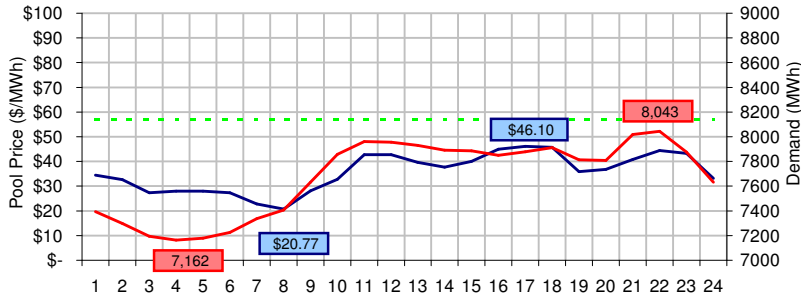


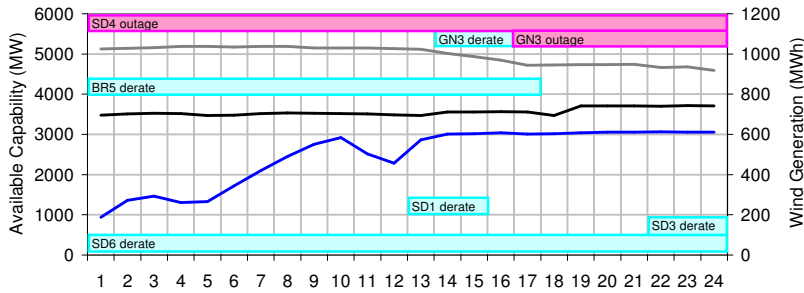
Pool Price and Demand

— Pool Price — Reference Price — Demand



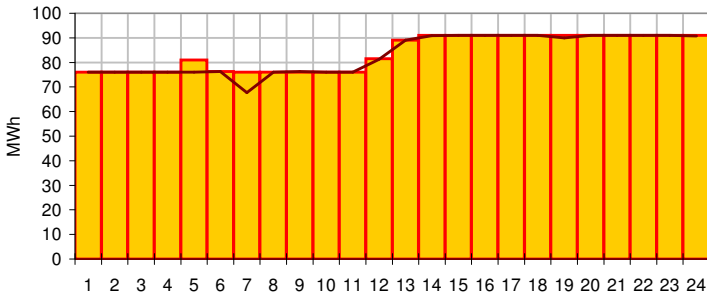
Available Capacity

— Coal — Gas + Other — Wind



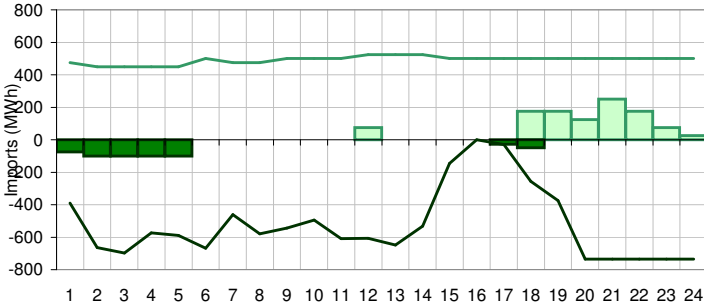
Dispatched TMR and DDS

■ TMR — DDS

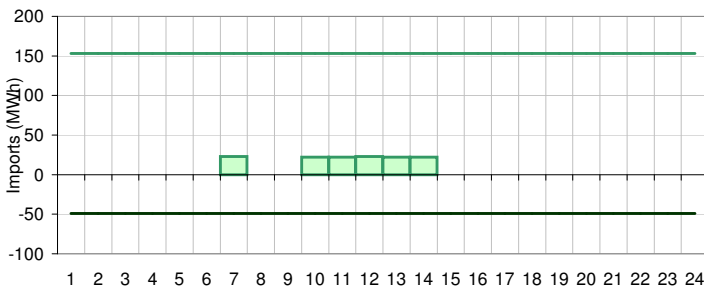


BC Intertie

■ Imports ■ Exports — Import ATC — Export ATC



SK Intertie



Pool Price (\$/MWh)

	Today	This day last week	30 day rolling average	Year to date
average	\$ 35.68	\$ 17.36	\$ 34.55	\$ 40.59
on peak	\$ 38.90	\$ 19.44	\$ 42.47	\$ 47.40
off peak	\$ 29.23	\$ 13.21	\$ 23.51	\$ 30.55

Gas price

	Today	This day last week	30 day rolling average	Year to date
AECO-C (\$/GJ)	\$ 3.58	\$ 3.44	\$ 3.74	\$ 4.65
Heat rate (GJ/MWh)	9.97	5.04	9.24	8.73

Demand (MWh)

	Today	This day last week	30 day rolling average	Year to date
average	7673	7744	8107	8391
on peak	7858	7915	8440	8745
off peak	7303	7401	7596	7846

Coal

	Today	This day last week	30 day rolling average	Year to date
average AC/MC (%)	86.1%	92.3%	89.7%	88.9%
maximum AC/MC (%)	89.7%	94.0%		
minimum AC/MC (%)	79.4%	90.5%		

Gas + Other

	Today	This day last week	30 day rolling average	Year to date
average AC/MC (%)	62.9%	63.2%	66.4%	69.3%
maximum AC/MC (%)	65.6%	64.1%		
minimum AC/MC (%)	61.2%	62.3%		

Wind Generation (MWh)

	Today	This day last week
average	495	536
minimum	187	505
maximum	612	574

Transmission Must Run (MWh)

	Today	This day last week
average	84	89
minimum	76	77
maximum	91	92

Dispatch Down Service (MWh)

	Today	This day last week
average	83	59
minimum	68	0
maximum	91	92

Intertie

	Today	This day last week	30 day rolling average	Year to date
Mid-C On-Peak	\$ 40.64	\$ 37.15	\$ 40.98	\$ 45.44
Mid-C Off-Peak	\$ 33.07	\$ 26.83	\$ 34.39	\$ 39.64
Minn Hub On-Peak	\$ 21.98	\$ 20.46	\$ 28.81	\$ 40.40
Minn Hub Off-Peak	\$ 7.07	\$ 12.88	\$ 17.93	\$ 24.11
Exchange rate (US:CDN)	1.01045	1.02600		

BC Import % of ATC

	Today	This day last week	30 day rolling average	Year to date
BC Import % of ATC	9.1%	0.0%	12.8%	21.3%
SK Import % of ATC	3.6%	14.6%	13.2%	24.5%
BC Export % of ATC	4.4%	69.9%	42.9%	31.2%
SK Export % of ATC	0.0%	0.0%	12.4%	12.5%

Summary of Average Pool Price and Gas price

