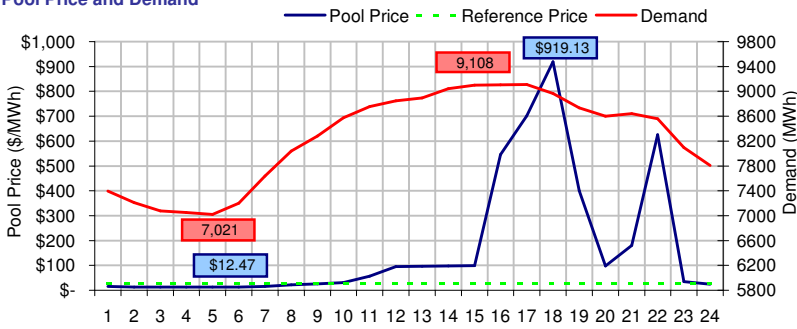
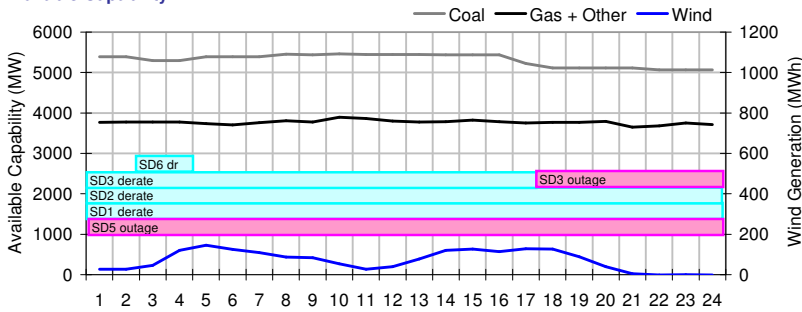


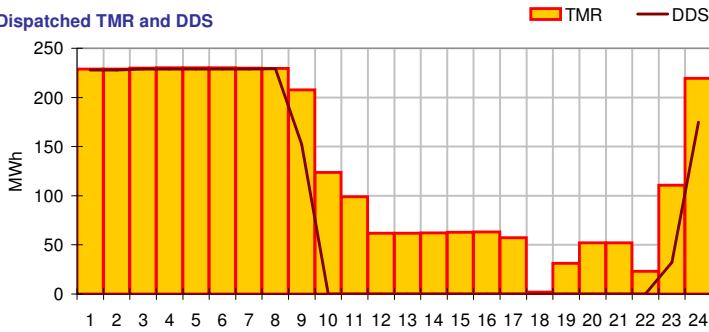
Pool Price and Demand



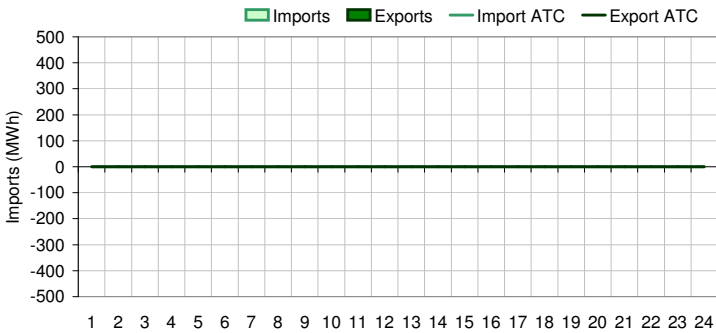
Available Capability



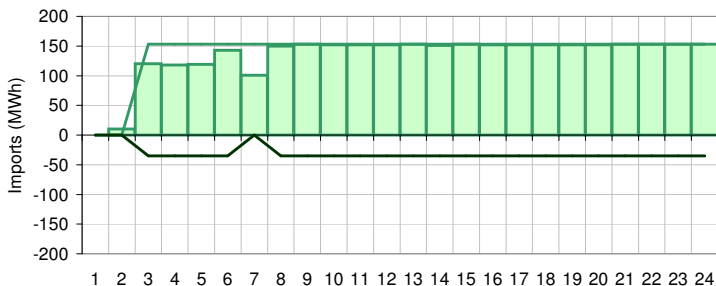
Dispatched TMR and DDS



BC Intertie



SK Intertie



Pool Price (\$/MWh)

	Today	This day last week	30 day rolling average	Year to date
average	\$ 172.88	\$ 43.71	\$ 44.87	\$ 46.30
on peak	\$ 251.89	\$ 51.58	\$ 61.18	\$ 57.97
off peak	\$ 14.85	\$ 27.97	\$ 18.59	\$ 29.76

Gas price

	Today	This day last week	30 day rolling average	Year to date
AECO-C (\$/GJ)	\$ 2.11	\$ 2.37	\$ 2.54	\$ 3.64
Heat rate (GJ/MWh)	81.91	18.41	17.67	12.72

Demand (MWh)

	Today	This day last week	30 day rolling average	Year to date
average	8240	7970	7809	7912
on peak	8710	8354	8232	8287
off peak	7300	7202	7165	7355

Coal

	Today	This day last week	30 day rolling average	Year to date
average AC/MC (%)	88.3%	77.0%	86.5%	83.8%
maximum AC/MC (%)	90.8%	86.2%		
minimum AC/MC (%)	84.3%	70.8%		

Gas + Other

	Today	This day last week	30 day rolling average	Year to date
average AC/MC (%)	70.6%	69.6%	69.5%	68.3%
maximum AC/MC (%)	72.9%	74.6%		
minimum AC/MC (%)	68.4%	65.7%		

Wind Generation (MWh)

	Today	This day last week	30 day rolling average	Year to date
average	72	87		
minimum	0	3		
maximum	146	253		

Transmission Must Run (MWh)

	Today	This day last week	30 day rolling average	Year to date
average	130	80		
minimum	2	51		
maximum	230	114		

Dispatch Down Service (MWh)

	Today	This day last week	30 day rolling average	Year to date
average	91	45		
minimum	0	0		
maximum	229	91		

Intertie

	Today	This day last week	30 day rolling average	Year to date
Mid-C On-Peak	\$ 40.15	\$ 38.48	\$ 38.31	\$ 31.58
Mid-C Off-Peak	\$ 26.56	\$ 27.94	\$ 29.48	\$ 25.21
Minn Hub On-Peak	\$ 24.12	\$ 27.41	\$ 26.64	\$ 30.19
Minn Hub Off-Peak	\$ 6.85	\$ 7.13	\$ 7.13	\$ 13.10
Exchange rate (US:CDN)	1.09641	1.07894		

	Today	This day last week	30 day rolling average	Year to date
BC Import % of ATC	0.0%	27.2%	10.8%	38.6%
SK Import % of ATC	95.0%	91.5%	69.6%	51.0%
BC Export % of ATC	0.0%	7.6%	34.2%	15.3%
SK Export % of ATC	0.0%	0.0%	0.0%	16.3%

Summary of Average Pool Price and Gas price

